



Mulchgeräte - Tagliaerba - Mowers

'Giant Steps Towards Sustainability'
Next generation mowers...Available today

Fischer Mower Solutions for Vineyards, Orchards & Farms
"Introducing Italy's most Innovative Mower Program"




For a free customised recommendation
please contact Jurg Muggli on 0409 572 581 or Office: 08 9433 3555
For quick enquiries please visit us at www.fatcow.com.au



Fischer GL4 & GL5 Mid-row to Undervine & Orchard Mowers From \$17,500.00 + GST (incl. hydr. fine sensor)



The Fischer GL4 and GL5 are designed to provide growers with a total solution for effective weed control while saving time and resources by reducing tractor passes. The GL4 & GL5 can comfortably handle annual vine prunings and makes sweeping and the use of herbicides redundant. These mowers do not use any hydraulic capacity from the tractor during operation - therefor can be used in conjunction with other hydraulically driven implements like front mounted leaf pluckers or trimmers.

Model	Hydraulically Adjustable Working Width cm	No. Rotors	No. Blades	HP Requirements	Weight/KG
					
GL4/45 95-175 SPECIAL	95-175	4	8	50-90	260
GL4/50 110-195	110-195	4	8	50-90	260
GL4/50 120-205	120-205	4	8	50-90	290
GL4/50 130-215	130-215	4	8	50-90	300
GL4/50 140-225	140-225	4	8	50-90	310
GL4/60 140-245	140-245	4	8	50-90	320
GL4/60 160-260	160-260	4	8	50-90	365
GL4/70 160-280	160-280	4	8	50-90	380
GL4/60 180-280	180-280	4	8	50-90	390
GL4/70 180-300	180-300	4	8	50-90	405
GL4/80 180-320	180-320	4	8	50-90	440
GL4/60 200-300	200-300	4	8	50-90	450
GL4/70 200-320	200-320	4	8	50-90	470
GL4/80 200-340	200-340	4	8	50-90	480
GL4/90 200-360	200-360	4	8	50-90	490
GL4/60 220-320	220-320	4	8	75-90	498
GL4/70 220-340	220-340	4	8	75-90	515
GL4/80 220-360	220-360	4	8	75-90	525
GL4/90 220-380	220-380	4	8	75-90	535
GL4/90 240-400	240-400	4	8	75-90	565
GL5/90 290-450	290-450	5	10	75-100	850
GL5/90 330-490	330-490	5	10	75-100	899
GL5/90 360-520	360-520	5	10	575-100	1100

The figures 50 / 60 / 70 / 80 / 90 refer to the size of the swivel-arm discs in cm - the figures 95 / 110 / 120 / 130/ 140/ 160 / 180 / 200 / 220 / 240 / 290 / 330cm to the available base mower sizes and 95 - 175 to 330 - 390 to the over-all, hydraulically adjustable working width.

- » Developed and manufactured by Fischer GmbH for two generations
- » Acclaimed quality equipment
- » Mows around trunks, trees and trellis
- » Unique, hydraulic fine sensor technology
- » Available with integrated herbicide unit as manual or with automatic point spray facility
- » Width adjustable to suite various row spacings
- » Reaching under established vine canopies and trees
- » Effective and simple to use
- » Available in various sizes and configurations ranging from 1.4m - 5.2m
- » Proven rugged and built to last
- » Comprehensive backup support and service

Fischer GL4 & GL5 Options



Fischer products have gained a world wide reputation in the wine and fruit growing industries. Long-term experience in mechanical engineering, as well as continuously developing new operating systems has resulted in this exciting new range of mowers - we can offer the following options:

- » **Fischer GL4 & GL5** mower with hydraulically width adjustable swivel-arms .
Set to desired working width from inside the tractor (no fine-sensor technology)
- » **Fischer GL4 & GL5** mower with hydraulically width adjustable swivel-arms and hydraulic fine sensor technology.
Set to desired working width from inside the tractor plus automatic undervine function, supported by onboard hydraulic system.
- » All GL4 & GL5 models are available as rear or front mounted or both, using a double 3Point linkage and double-input central gearbox on request.
- » We now offer various support-wheel options including poly-foam filled rubber tyres and caster wheels - please refer to the table below.


The base mower is equipped with one central and two counter rotating gearboxes, which also power the fully integrated undervine function - giving you a seamless cut from mid-row to undervine.

All cutting mechanisms are powered by PTO of the tractor - the fine sensor technology is operated by it's onboard hydraulic system - the 4 hydraulic connections to the tractor are required for the individual width adjustment of the two swivel-arms.

Any width setting, will provide a seamless cut - the fine sensor technology allows the swivel-arm disc to automatically move around any obstacles like trunks, posts, bush bases, irrigation pickups and big rocks. The sensor setup allows for various adjustments.

Not only for organic growers - the GL4 and GL5 mowers are available with integrated herbicide spray equipment on request - allowing to spray a continuous strip or automatically spot-spray every trunk and post as mowing past - the spray duration is adjustable at the remote control - reducing the use of herbicides by approximately 75%. (For more details, please refer to the last page)

Integrated Extra Side-Shift & Wheel Roller Options		
		Integrated linear side-shift +300mm either side
D.168		Standard metal back roller
D.168T		Tandem metal back roller
D.290		Back roller assembly with solid rubber wheels
Please contact us to discuss your requirements, terrain & soil types		



Fischer GL5

Hinged Fischer GL4K for Delved, V-Shaped Vineyard and Orchard Rows

From: \$21,500.00 + GST (incl. hydr. fine sensor)




Worlds first' hinged inter-row to undervine mower which freely adepts to the shape and angle of the rows

- » **The GL4K** is available with or without hydraulic fine-sensor technology
- » Providing a seamless cut from mid-row to undervine
- » Available with two 3Point linkages and dual input gearbox for front & rear mounting
- » Removable side panels for side-throwing
- » Extendable outer wheels for better adaptability in various row width and delving slopes
- » Also available with integrated herbicide spray equipment as manual or with automatic point spray facility (point spray with fine sensor only)

The GL4K model range is suitable for row width from 2m - 3.5m



To view the Fischer GL4K in action, please watch us on YouTube: [search for Fischer Showcase Video 2](#)

Please contact us for a free customised recommendation

Model	Hydraulically Adjustable Working Width cm	No. Rotors	No. Blades	HP Requirements	Weight/Kg
			Swivelling Mulching Blades	PTO Requirements	
GL4K/60 150 - 250	150 - 250	4	8	60-90	570
GL4K/70 150 - 270	150 - 270	4	8	60-90	580
GL4K/60 190 - 290	190 - 290	4	8	60-90	690
GL4K/70 190 - 310	190 - 310	4	8	60-90	700
GL4K/80 190 - 330	190 - 330	4	8	60-90	710
GL4K/90 190 - 350	190 - 350	4	8	60-90	720
GL4K/60 230 - 330	230 - 330	4	8	60-90	770
GL4K/70 230 - 350	230 - 350	4	8	60-90	780
GL4K/80 230 - 370	230 - 370	4	8	60-90	790
GL4K/90 230 - 390	230 - 390	4	8	60-90	800




Fischer BV2 'Cutting Edge meets Low Maintenance' From: \$13,500.00 + GST



- » Heavy duty and low maintenance
- » Individual, hydraulic side-shift both sides
- » Available with removable side-panels for side throwing
- » Available with various wheel options
- » Available with integrated side-shift +25cm either side
- » Available for front or rear mounting
- » Available with integrated herbicide spray system

Available models and technical information

Model	Working Width cm	No. Rotors	No. Blades	HP Requirements	Weight/Kg
			Swivelling Mulching Blades	PTO Requirements	
BV2 110 - 145	110 - 145	2	4	40-80	430
BV2 125 - 175	125 - 175	2	4	40-80	470
BV2 140 - 195	140 - 195	2	4	40-80	510
BV2 160 - 230	160 - 230	2	4	40-80	580
BV2 190 - 260	190 - 260	2	4	40-80	690
BV2 220 - 300	220 - 300	2	4	40-80	790





Fischer SL Undertree Orchard Mower From: \$15,950.00 + GST



The Fischer SL is the most versatile mower in our program - featuring hydraulic fine-sensor technology and under-tree side-shift. It is available with a multitude of configuration options. It's shallow profile can comfortably reach under overhanging canopies with low hanging crops - it will provide a seamless cut from inter-row to under-tree.

The standard Fischer SL is equipped with a 600mm swivel-arm disc and offers the option to upgrade to 800mm for larger orchards. The robust swivel-arm disc features a heavy duty cutting rotor supported by a armour-steel gliding disc on bearing to optimise it's performance along uneven ground - the swivel-arm features 100mm upward tolerance. (See picture below)

We are now offering a double fine-sensor setup to allow for individual orchard requirements.

Model	Working Width cm	No. Rotors	N0. Blade s	HP Require ments	Weight/ Kg	Parallelogram Side- shift	Linear Rear only	Linear Front & Rear mountable	Side-shift capacity (based on rear mounting)
	Front & rear mounting with parallelogram side-shift.								N=neutral behind centre of the tractor Ex=fully extended side shift
SL2/60 125	125-170	2+1	6	40-80	310	*			N63/63Ex00/135+60
SL2/60 140	140-190	2+1	6	40-80	330	*			N70/70Ex00/145+60
SL2/60 160	160-210	2+1	6	40-80	350	*			N80/80Ex00/170+60
	Linear side-shift for rear mounting only - double 3Point linkage for larger units. Parallelogram side-shift available up to SL - 230.								
SL3/60 180	180-230**	3+1	8	40-80	370	*	*		N85/95Ex00/190+60
SL3/60 200	200-250**	3+1	8	40-80	390	*	*		N85/115Ex00/210+60
SL3/60 230	230-280**	3+1	8	40-80	420	*	*	*	N95/135Ex00/230+60
SL4/60 270	270-320**	4+1	10	40-80	500		*	*	N135/135Ex45/225+60
SL4/80 310	310-380	4+1	10	40-80	540		*	*	N155/155Ex65/245+80
SL4/80 330	330-400	4+1	10	50-100	600		*	*	N165/165Ex75/255+80
SL4/80 360	360-430	4+1	10	50-100	660		*	*	N180/180Ex90/270+80
*	The smaller units with parallelogram side-shift are front and rear mountable with metal rollers only!								
**	The over-all working width increases by 20cm if equipped with 800mm swivel-arm disc.								

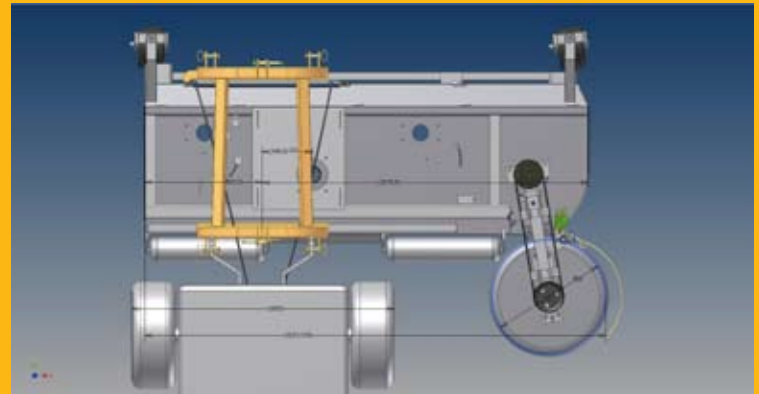
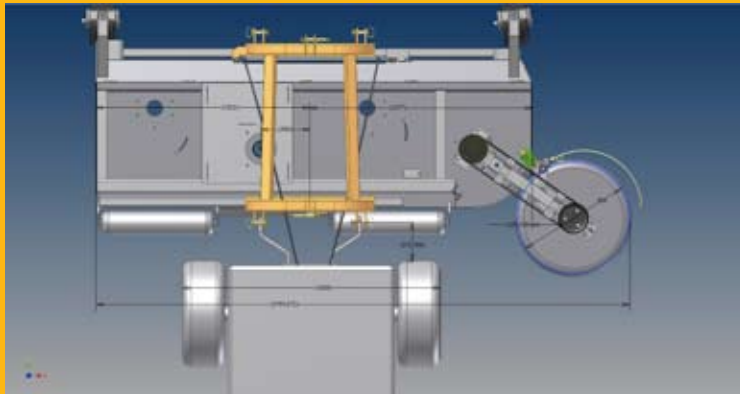




To view the Fischer SL in action, please watch us on YouTube - search for: Fischer Showcase Video 3

Fischer SL Applications, Side-Shift and Configuration Options



New generation of safety features - please refer to yellow implements on drawing



We offer various wheel options - please contact us to discuss your requirements



Fischer UNICO 600 & 800 From: \$13,500.00 + GST



The Fischer UNICO has been especially designed for under-tree mowing only or under-fence maintenance.

- » The Fischer UNICO is rugged and built to last - it features a solid 800mm wide base unit, swivel-arm and swivel arm disc with cutting rotor.
- » The Fischer UNICO can be front or rear mounted (please specify at time of order)
- » For light applications it is available with spring loaded swivel-arm, for orchards and groves we recommend our hydraulic fine sensor technology.
- » It's parallelogram side-shift allows to move it past the tractor wheel to reach under trees and to maintain fence lines.


Please contact us to discuss your special requirements.



Fischer SLF & SLF-M (Extra Flat) 'The Orchard Mate' From: \$9,990.00 + GST



- » The Fischer SLF & SLF-M are specially designed for fruit orchards with low hanging crops - its extremely shallow built makes it ideal for young orchards also.
- » Great versatility, makes the SLF & SLF-M to the ideal orchard partner.
- » Designed for rear and/or front mounting.
- » Allows to change direction of rotation.
- » Removable panels for side throwing.
- » Impressive hydraulic parallelogram side-shift to one side (Fischer SLF-M to both sides - picture below).
- » Available with poly-foam filled rubber tyres on request.
- » Available with integrated herbicide unit - one or both sides (picture below).


Model	Working Width cm	No. Rotors	No. Blades	HP Requirements	Weight/Kg	Side-shift capacity
	With offset parallelogram side-shift		Flexible mulching blades	PTO Requirements		N=neutral behind centre of the tractor Ex=fully extended side shift
SLF 2 125	125	2	4	40-80	250	N63/63Ex00/125
SLF 2 140	140	2	4	40-80	280	N70/70Ex00/140
SLF 2 160	160	2	4	40-80	310	N80/80Ex00/160
SLF 3 185	185	3	6	40-80	340	N80/95Ex00/185
SLF 3 205	205	3	6	40-80	370	N85/115Ex00/205
SLF 3 230	230	3	6	40-80	390	N95/135Ex00/230
	With central mounted parallelogram side-shift					
SLF-M2 160	160	2	4	40-80	310	N120/40Ex40/120
SLF-M3 185	185	3	6	40-80	340	N145/40Ex40/145
SLF-M3 205	205	3	6	40-80	370	N165/40Ex40/165
SLF-M3 230	230	3	6	40-80	390	N195/40Ex40/195
SLF-M3 260	260	3	6	40-80	410	



Hinged Fischer GL2K for delved, V-shaped Vineyards, Orchards & Groves From: \$17,500.00 + GST




- » Heavy duty and low maintenance
- » Center hinged all-round mower/mulcher
- » Available for front and rear mounting
- » Counter rotating gear drives (extra heavy duty)
- » Freely adaptes to sideway slopes +15°
- » No lifting required to turn
- » For fast and efficient operation

Model	Working Width cm	No. Rotors	No. Blades	HP Requirements	Weight/Kg
			Swivelling Mulching Blades	PTO Requirements	
GL2K 240	240	2	4	40-80	680
GL2K 280	280	2	4	40-80	750
GL2K 300	300	2	4	40-100	850
Other Sizes	On Request				




Fischer Barracuda Large Area Orchard Mower/Mulching Unit From \$29,500.00 + GST



The Barracuda is the most powerful machine within the Fischer range with working widths up to 7.2m.

- » Suitable for large orchards, Olive groves, park land, municipal areas and airports.
- » The counter rotating heavy duty mulching blades can cut pruning material up to 3cm and after harvest maize stalks up to 5cm in diameter.
- » The Barracuda freely adjusts to uneven terrain due to its three hinged components - the two outer sections have an up/down tolerance of (30°+ / 20°-).
- » It features rotating (360°) height adjustable metal or poly-foam filled rubber tyres which allow good manoeuvrability.
- » The side sections can be hydraulically lifted up to 90°, using powerful hydraulic rams.
- » Specially designed safety locks are in place to hold the side panels upright for transport.
- » To view a Demo-Video, please visit: www.fmg.bz.it




Model	Working Width cm	No. Rotors	No. Blades	HP Requirements	Weight/Kg	Up/down tolerance
			Flexible Mulching Blades	PTO Requirements		
BARRACUDA 350	3450	3	6	40 - 120	945	-20° +30°
BARRACUDA 480	4750	4	8	50 - 120	1296	-20° +30°
BARRACUDA 600	5950	4	8	50 - 120	1620	-20° +30°
BARRACUDA 720	7150	6	12	50 - 120	1950	-20° +30°

Fischer FRUSTAR - Specialised Orchard Mower for Front Mounting From: \$19,500.00 + GST



- » The Fischer Frustar is hydraulically width adjustable to suit various row spacings and applications.
- » It's compact lines and steering front rollers make the Frustar easy manoeuvrable.
- » No speed reduction, nor lifting is required to turn from one row into the next row.
- » The Frustar can be equipped with fine sensor technology to automatically mow around trunks and trellis.

Model	Working Width cm	No. Rotors	No. Blades	HP Requirements	Weight/Kg	Working Width
			Swivelling Mulching Blades	PTO Requirements		Hydraulically adjustable in cm
FRUSTAR 2600	260	4	8		530	161-260
FRUSTAR 2800	280	4	8	40-80	560	161-280
FRUSTAR 3000	300	4	8		590	161-300

Fischer Integrated Herbicide Spray Options

- » Integrated herbicide spray options are available for all mower models
- » Available in various configurations (see table below).
- » Configured as manual or with automatic point spray facility (for fine sensor only).
- » Herbicide spray equipment can be retro-fitted if arranged by initial order.

Integrated Herbicide Equipment	Capacity 1	Capacity 2	Electric solenoids	Spray Heads	Spray Nozzles	Remote Control
Herbicide one side manual	120L	200L	1	1	1 or 2	manual on/off
Herbicide both sides manual	120L	200L	2 or 4	2	2 or 4	manual on/off, left.right
Herbicide both sides automatic point spray	120L	200L	2	2	2 or 4	manual & automatic point spray options

If you like our technology but need a different size or extra configurations like higher wheel adjustment etc. please don't hesitate to contact us.

After Purchase Service: We are providing on-site commissioning including a comprehensive maintenance service demonstration, trouble shooting and back-up support

After Purchase Service: Spare parts are available ex WA - delivery 2 - 5 days (TNT)

Delivery terms for new machines: Approximately 8 - 12 weeks depending on time of order

To view our full range, please visit our website: www.fmg.bz.it

To view our equipment in action, please watch us on YouTube, search for

Fischer Australis Showcase Video 1, 2 & 3

For Quick Enquiries please visit us at www.fatcow.com.au

For a free customised recommendation, please contact Jurg Muggli on: M 0409 572 581

P 08 9433 3555 F 08 9433 3566 E jmuggli@fischeraustralis.com.au