products

fischer
MULCHGERÄTE

Mulchgeräte - Tagliaerba - Mowers

www.fmg.bz.it

Kontakt | Contatto | Contact:

» **Verwaltung / Amministrazione / Administration:**
Tel. 0039 0471 860 211
Fax: 0039 0471 860 800
marketing@fmg.bz.it

» **Verkauf / Commerciale / Sales department:**
sale@fmg.bz.it

» **Einkauf / Responsabile aquisti / Purchasing department:**
office@fmg.bz.it

» **Buchhaltung / Contabilità / Accounting:**
accounting@fmg.bz.it

» **Ersatzteile / Ricambi / Spare parts:**
parts@fmg.bz.it

INDEX

4 | 7 GL4
8 | 9 GL4W
10 | 11 GL4K
12 | 13 FRUSTAR
14 | 15 COMPACT
16 | 17 GLM
18 | 21 SL
22 | 23 SLS-T HECK
24 | 25 SLF
26 | 27 SLF-M
28 | 29 GL2 FIX
30 | 31 GLM FIX
32 | 35 BV2
36 | 37 GL2K
38 | 39 KIWI
40 | 41 CANGURO
42 | 43 BARRACUDA
44 | 45 DELTACUT
46 | 47 GL6K
48 | 49 MULTIDISC
50 | 51 TWISTER
52 HDS
53 RSW
54 | 55 + 70 GTP
56 | 57 + 69 GTM
58 | 59 + 71 GTZ
60 | 61 + 72 GTU
62 | 63 FLEX
64 | 65 ROTOFLEX
66 UNICO
67 | 68 HERBIZID
73 | 77 Arbeitsköpfe - testate - heads

Varianten | Varianti | Variants

GL4/GL5

Landwirtschaft | Agricoltura | Agriculture

GL4

Fixer Heckanbau. Schwenkscheiben mit hyd. Positionierung

Attacco posteriore fisso. Dischi interfilari con posizionamento idraulico

Fix rear mounting. Swing arms with hyd. positioning

GL4-F

Fixer Frontanbau. Schwenkscheiben mit hyd. Positionierung

Attacco frontale fisso. Dischi interfilari con posizionamento idraulico

Fix front mounting. Swing arms with hyd. positioning

GL4-H

Hydraulische lineare Seitenverschiebung. Schwenkscheiben mit hyd. Positionierung

Spostamento idraulico. Dischi interfilari con posizionamento idraulico

Hydraulic side shift. Swing arms with hyd. positioning

GL4/GL5

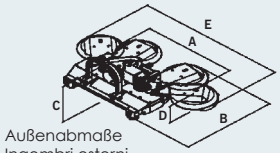

Außenabmaße
Ingombri esterni
Outer dimensions

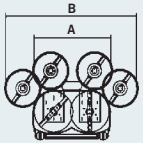

Schnittbreiten
Larghezza di lavoro
Cutting width

Mod.			HP	KG	A	B	C	D	E	A	B
GL/4 50 140-225	4	8	30 - 80	537	144	155	95	26	229	145	227
GL/4 60 140-245	4	8	30 - 80	557	151	168	95	26	250	146	245
GL/4 60 160-260	4	8	30 - 80	590	170	173	95	26	268	165	263
GL/4 70 160-280	4	8	30 - 80	612	175	181	95	26	283	171	279
GL/4 80 160-300	4	8	40 - 80	625	169	190	95	26	300	164	296
GL/4 60 180-280	4	8	40 - 80	627	182	183	95	26	284	178	279
GL/4 70 180-300	4	8	40 - 80	647	184	193	95	26	307	180	302
GL/4 80 180-320	4	8	40 - 80	659	189	201	95	26	321	185	315
GL/4 60 200-300	4	8	50 - 80	662	202	190	97	26	308	198	303
GL/4 70 200-320	4	8	50 - 80	683	204	198	97	26	330	201	325
GL/4 80 200-340	4	8	50 - 80	696	202	211	97	26	234	198	336
GL/4 90 200-360	4	8	50 - 80	715	208	222	97	26	365	204	359
GL/4 60 220-320	4	8	50 - 80	720	223	203	97	26	327	217	322
GL/4 70 220-340	4	8	50 - 80	738	223	211	97	26	343	217	338
GL/4 80 220-360	4	8	50 - 80	755	225	222	97	26	368	219	363
GL/4 90 220-380	4	8	50 - 80	773	229	231	97	26	384	224	379
GL/4 90 240-400	4	8	60 - 120	822	244	241	97	26	405	241	400
GL/5 90 290-450	5	10	60 - 120	1015	296	223	98	31	454	291	448
GL/5 90 330-490	5	10	60 - 120	1101	333	232	98	31	489	326	484
GL/5 90 360-520	5	10	60 - 120	1172	365	241	98	31	524	359	518
GL/5 90 380-540	5	10	60 - 120	1265	383	244	98	31	542	377	537

www.fmg.bz.it

Varianten | Varianti | Variants

GL4-T/GL5-T

Landwirtschaft
Agricoltura
Agriculture

GL4-T

Fixer Heckanbau mit beidseitiger FEINTASTAUTOMATIK auf den Schwenkscheiben

Attacco posteriore fisso con SENSORE DI PRECISIONE IDRAULICO bilaterale sui dischi interfilari

Fix rear mounting with HYDRAULIC PRECISION SENSOR both sides on swing arms

GL4-FT

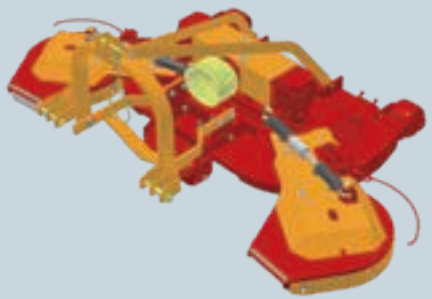

Fixer Frontanbau mit beidseitiger FEINTASTAUTOMATIK auf den Schwenkscheiben

Attacco frontale fisso con SENSORE DI PRECISIONE IDRAULICO bilaterale sui dischi interfilari

Fix front mounting with HYDRAULIC PRECISION SENSOR both sides on swing arms

GL4-HT

Hydraulische lineare Seitenverschiebung mit beidseitiger FEINTASTAUTOMATIK auf den Schwenkscheiben

Spostamento idraulico con SENSORE DI PRECISIONE IDRAULICO bilaterale sui dischi interfilari

Hydraulic side shift with HYDRAULIC PRECISION SENSOR both sides on swing arms

GL4-T/GL5-T

Mod.			HP	KG	A	B	C	D	E	A	B
					Außenabmaße Ingombri esterni Outer dimensions					Schnittbreiten Larghezza di lavoro Cutting width	
GL/4 45 95-175 special	4	8	30 - 80	538	97	148	90	26	180	95	175
GL/4 50 110-195	4	8	30 - 80	586	117	154	90	26	200	115	195
GL/4 50 120-205	4	8	30 - 80	578	122	125	90	26	205	120	200
GL/4 50 130-215	4	8	30 - 80	589	132	130	90	26	220	130	215
GL/4 50 140-225	4	8	30 - 80	639	144	155	95	26	229	145	227
GL/4 60 140-245	4	8	30 - 80	658	151	168	95	26	250	146	245
GL/4 60 160-260	4	8	30 - 80	697	170	173	95	26	268	165	263
GL/4 70 160-280	4	8	30 - 80	719	175	181	95	26	283	171	279
GL/4 80 160-300	4	8	40 - 80	732	169	190	95	26	300	164	296
GL/4 60 180-280	4	8	40 - 80	737	182	183	95	26	284	178	279
GL/4 70 180-300	4	8	40 - 80	757	184	193	95	26	307	180	302
GL/4 80 180-320	4	8	40 - 80	770	189	201	95	26	321	185	315
GL/4 60 200-300	4	8	50 - 80	774	202	190	97	26	308	198	303
GL/4 70 200-320	4	8	50 - 80	795	204	198	97	26	330	201	325
GL/4 80 200-340	4	8	50 - 80	809	202	211	97	26	234	198	336
GL/4 90 200-360	4	8	50 - 80	835	208	222	97	26	365	204	359
GL/4 60 220-320	4	8	50 - 80	831	223	203	97	26	327	217	322
GL/4 70 220-340	4	8	50 - 80	850	223	211	97	26	343	217	338
GL/4 80 220-360	4	8	50 - 80	868	225	222	97	26	368	219	363
GL/4 90 220-380	4	8	50 - 80	885	229	231	97	26	384	224	379
GL/4 90 240-400	4	8	60 - 120	934	244	241	97	26	405	241	400
GL/5 90 290-450	5	10	60 - 120	1130	296	223	98	31	454	291	448
GL/5 90 330-490	5	10	60 - 120	1217	333	232	98	31	489	326	484
GL/5 90 360-520	5	10	60 - 120	1289	365	241	98	31	524	359	518
GL/5 90 380-540	5	10	60 - 120	1380	383	244	98	31	542	377	537

www.fmg.bz.it

Varianten | Varianti | Variants

GL4W

Landwirtschaft | Agricoltura | Agriculture

GL4W

Fixer Heckanbau.
Schwenkscheiben mit Federzug

Attacco posteriore fisso.
Dischi interfilari con rientro a molla

Fix rear mounting. Swing arms with spring retraction

GL4W-H

Hydraulische lineare Seitenverschiebung.
Schwenkscheiben mit Federzug

Spostamento idraulico.Dischi interfilari con rientro a molla

Hydraulic side shift. Swing arms with spring retraction

GL4W-F

Fixer Frontanbau.
Schwenkscheiben mit Federzug

Attacco frontale fisso.
Dischi interfilari con rientro a molla

Fix front mounting. Swing arms with spring retraction

GL4W

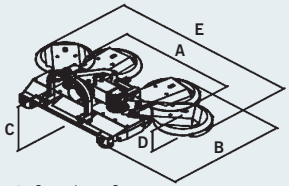

Außenabmaße
Ingombri esterni
Outer dimensions

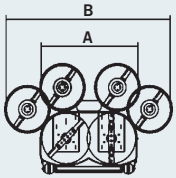

Schnittbreiten
Larghezza di lavoro
Cutting width

Mod.			HP	KG	A	B	C	D	E	A	B
GL/4 45 110-190	4	8	30 - 80	495	121	162	94	25	195	116	190
GL/4 45 120-200	4	8	30 - 80	488	126	144	94	25	207	121	202
GL/4 45 130-210	4	8	30 - 80	500	135	149	94	25	218	130	213
GL/4 45 140-220	4	8	30 - 80	525	143	154	94	25	228	138	223
GL/4 60 140-245	4	8	30 - 80	552	164	173	94	25	262	155	253
GL/4 60 160-265	4	8	30 - 80	597	165	178	94	25	275	159	266
GL/4 60 180-285	4	8	40 - 80	631	183	185	94	25	294	176	286
GL/4 60 200-305	4	8	50 - 80	667	204	196	94	25	315	200	307
GL/4 60 220-325	4	8	50 - 80	722	223	211	94	25	335	217	326
GL/4 60 240-345	4	8	60 - 120	769	245	221	94	25	356	239	347

www.fmg.bz.it

GL4K

GL4K

Heck- oder Frontanbau.
Schwenkscheiben mit hyd. Positionierung

Attacco posteriore o frontale. Dischi interfilari con posizionamento idraulico

Fix rear or front mounting. Swing arms with hyd. positioning

GL4K-T

Heck- oder Frontanbau mit beidseitiger FEINTASTAUTOMATIK auf den Schwenkscheiben

Attacco posteriore o frontale con SENSORE DI PRECISIONE IDRAULICO bilaterale sui dischi interfilari

Fix rear or front mounting with HYDRAULIC PRECISION SENSOR both sides on swing arms

GL4K

Mod.			HP	KG GL4K	KG GL4K-T	Außenabmaße Ingombri esterni Outer dimensions A	B	C	D	E	Schnittbreiten Larghezza di lavoro Cutting width A	B	
GL4/K 60 150-250	4	8	30 – 80	235	318	152	176	105	26	253	149	256	0° - +15°
GL4/K 70 150-270	4	8	30 – 80	235	322	158	192	105	26	273	154	269	0° - +15°
GL4/K 60 190-290	4	8	50 – 80	659	951	188	195	105	26	294	185	290	0° - +15°
GL4/K 70 190-310	4	8	50 – 80	877	977	204	200	105	26	308	200	304	0° - +15°
GL4/K 80 190-330	4	8	50 – 80	895	995	188	218	105	26	330	185	326	0° - +15°
GL4/K 90 190-350	4	8	50 – 80	914	1014	191	216	105	26	353	189	359	0° - +15°
GL4/K 60 230-330	4	8	60 – 120	968	1076	231	243	94	32	342	225	338	0° - +15°
GL4/K 70 230-350	4	8	60 – 120	989	1097	231	352	94	32	359	225	356	0° - +15°
GL4/K 80 230-370	4	8	60 – 120	1004	1112	231	260	94	32	376	225	371	0° - +15°
GL4/K 90 230-390	4	8	60 – 120	1022	1130	234	271	94	32	396	229	391	0° - +15°

www.fmg.bz.it

FRUSTAR

FRUSTAR



Fixer Frontanbau.
Schwenkscheiben mit hyd. Positionierung

Attacco frontale.
Dischi interfilari con posizionamento idraulico

Front mounting. Swing arms with hyd. positioning

FRUSTAR-T



Fixer Frontanbau mit
beidseitiger FEINTASTAUTOMATIK
auf den Schwenkscheiben

Attacco frontale con SENSORE DI
PRECISIONE IDRAULICO bilaterale sui dischi interfilari

Front mounting with HYDRAULIC PRECISION
SENSOR both sides on swing arms

FRUSTAR

Mod.			HP	KG Frustar	KG Frustar-T	A	B	C	D	E	Schnittbreiten Larghezza di lavoro Cutting width
Frustar 2600	4	8	40 - 80	611	704	148	188	106	24	263	144 - 260
Frustar 2800	4	8	40 - 80	627	722	165	198	106	24	283	160 - 280
Frustar 3000	4	8	40 - 80	646	741	186	208	106	24	303	181 - 300
Frustar 3200	4	8	40 - 80	689	795	186	228	106	24	323	180 - 320

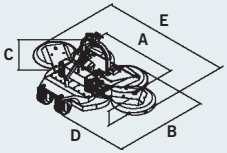

Außenabmaße
Ingombri esterni
Outer dimensions

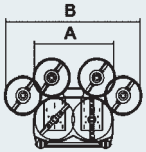

www.fmg.bz.it

Fixer Frontanbau - Attacco fisso frontale - Fix front mounting

COMPACT

Landwirtschaft | Agricoltura | Agriculture
Kommunalbereich | Comunale | Local

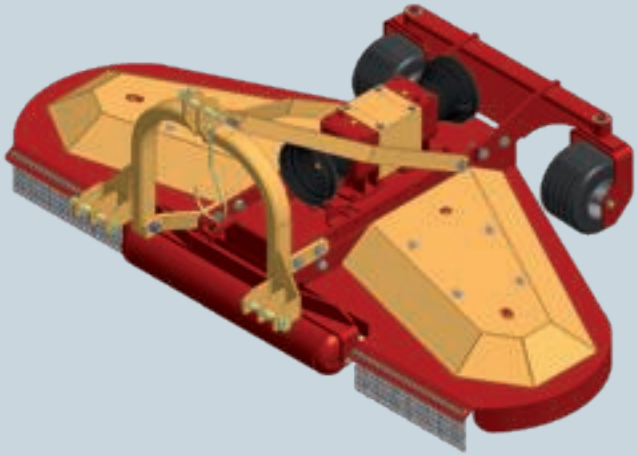



Fixer Frontanabu
Attacco fisso frontale
Fix front mounting

Hydraulische Ausladung beidseitig
Spostamento idraulico bilaterale
Hydraulic side shift both sides

COMPACT

Mod.			HP	KG	A	B	C	D	
					Außenabmaße Ingombri esterni Outer dimensions				Schnittbreiten Larghezza di lavoro Cutting width
Compact 200	4	5	40 - 80	529	204	171	101	27	198
Compact 235	4	5	40 - 80	547	235	170	101	27	229
Compact 250	4	5	40 - 80	569	252	170	101	27	245
Compact 280	4	5	40 - 80	552	280	170	101	27	274

www.fmg.bz.it

GLM

GLM

Fixer Heckanbau.
Schwenkscheiben mit Federzug

Attacco posteriore fisso.
Dischi interfilari con rientro a molla

Fix rear mounting. Swing arms with spring retraction

GLM-T

Fixer Heckanbau mit beidseitiger FEIN-TASTAUTOMATIK auf den Schwenkscheiben

Attacco posteriore fisso con SENSORE DI PRECISIONE IDRAULICO bilaterale sui dischi interfilari

Fix rear mounting with HYDRAULIC PRECISION SENSOR both sides on swing arms

GLM-F

Fixer Frontanbau.
Schwenkscheiben mit Federzug

Attacco frontale fisso.
Dischi interfilari con rientro a molla

Fix front mounting. Swing arms with spring retraction

GLM-FT

Fixer Frontanbau mit beidseitiger FEINTASTAUTOMATIK auf den Schwenkscheiben

Attacco frontale fisso con SENSORE DI PRECISIONE IDRAULICO bilaterale sui dischi interfilari

Fix front mounting with HYDRAULIC PRECISION SENSOR both sides on swing arms

GLM

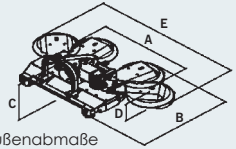

Außenabmaße
Ingombri esterni
Outer dimensions
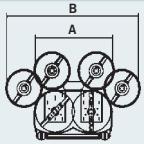

Schnittbreiten
Larghezza di lavoro
Cutting width

Mod.		fix	mob.	HP	KG	A	B	C	D	E	A	B
GLM4/35 85-145	4	2	4	15-35	225	90	121	80	21	150	85	145
GLM4/35 110-170	4	2	4	15-35	273	116	122	82	21	175	111	170
GLM4/35 120-180	4	2	4	15-35	284	125	126	82	21	185	120	180
GLM4/35 130-190	4	2	4	15-35	298	135	131	82	21	195	130	190
GLM4/35 140-200	4	2	4	15-35	309	145	135	82	21	205	140	200
GLM4/35 150-210	4	2	4	15-35	321	155	139	82	21	215	150	210
GLM4/35 160-220	4	2	4	15-35	338	165	145	82	21	225	160	220
GLM4/45 110-190	4	2	4	15-35	277	124	133	82	21	195	119	190
GLM4/45 120-200	4	2	4	15-35	289	127	138	82	21	205	122	200
GLM4/45 130-210	4	2	4	15-35	301	132	143	82	21	215	127	210
GLM4/45 140-220	4	2	4	15-35	313	142	148	82	21	225	137	220
GLM4/45 150-230	4	2	4	15-35	325	152	153	82	21	235	149	230
GLM4/45 160-240	4	2	4	15-35	342	160	155	82	21	245	160	240
GLM4/60 160-260	4	2	4	15-40	352	165	164	82	21	265	160	260

www.fmg.bz.it

Varianten | Varianti | Variants

SL

Landwirtschaft | Agricoltura | Agriculture
Kommunalbereich | Comunale | Local
Solaranlagen | parchi solari | solar farms

SL Heck

Heckanbau mit hydraulischer linearer Seitenverschiebung.
Schwenkscheibe mit Federzug

Attacco posteriore con spostamento Idraulico lineare.
Disco interfilari con rientro a molla

Rear mounting with hyd. Linear side shift.
Swing arm with spring retraction

SL Front-Heck

Mit Linearverschiebung.
Schwenkscheibe mit Federzug

Spostamento Idraulico lineare.
Disco interfilari con rientro a molla

Hydraulic Linear side shift. Swing arm with spring retraction

SL Front

Mit Linearverschiebung.
Schwenkscheibe mit Federzug

Spostamento Idraulico lineare.
Disco interfilari con rientro a molla

Hydraulic Linear side shift. Swing arm with spring retraction

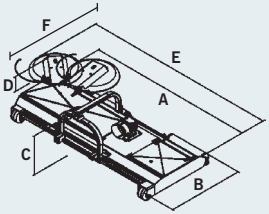

Außenabmaße
Ingombri esterni
Outer dimensions

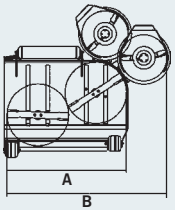

Schnittbreiten
Larghezza di lavoro
Cutting width

cm /

Mod.		fix	mob.	HP	KG	A	B	C	D	E	F	A	B	
SL2/125-170	2	2	2	40 - 90	502	131	148	93	30	178	206	121	170	55 71 04 130+60
SL2/140-190	2	2	2	40 - 90	518	141	152	93	30	199	210	147	193	68 72 01 142+60
SL2/160-210	2	2	2	40 - 90	560	172	159	93	30	220	217	166	214	82 80 12 150+60
SL3/180-230	3	3	2	40 - 90	600	198	148	93	30	239	204	192	234	91 90 01 180+60
SL3/200-250	3	3	2	40 - 90	633	215	123	93	30	260	210	209	254	90 111 00 201+60
SL3/230-280	3	3	2	40 - 90	695	245	159	93	30	293	217	239	287	96 138 06 228+60
SL3/250-300	3	3	2	40 - 90	738	258	163	93	30	309	221	252	302	96 153 06 243+60
SL4/270-320	4	4	2	40 - 90	759	279	152	93	30	324	210	273	318	135 130 045 220+60
SL4/310-360	4	4	2	40 - 90	839	320	159	93	30	369	217	314	363	158 152 068 242+60
SL4/360-410	4	4	2	40 - 90	998	368	173	93	30	423	234	361	415	182 187 092 277+60

www.fmg.bz.it

Varianten | Varianti | Variants

SL-T

Landwirtschaft | Agricoltura | Agriculture
Kommunalbereich | Comunale | Local
Solaranlagen | parchi solari | solar farms

SL-T Heck

Mit Linearverschiebung mit einseitiger FEINTASTAUTOMATIK auf der Schwenkscheibe

Spostamento Idraulico lineare con SENSORE DI PRECISIONE IDRAULICO monolaterale sul disco interfilare

Hydraulic linear side shift with HYDRAULIC PRECISION SENSOR one side on the swing arm

SL-T Front-Heck

Mit Linearverschiebung mit einseitiger FEINTASTAUTOMATIK auf der Schwenkscheibe

Spostamento Idraulico lineare con SENSORE DI PRECISIONE IDRAULICO monolaterale sul disco interfilare

Hydraulic linear side shift with HYDRAULIC PRECISION SENSOR one side on the swing arm

SL-T Front

Mit Linearverschiebung mit einseitiger FEINTASTAUTOMATIK auf der Schwenkscheibe

Spostamento Idraulico lineare con SENSORE DI PRECISIONE IDRAULICO monolaterale sul disco interfilare

Hydraulic linear side shift with HYDRAULIC PRECISION SENSOR one side on the swing arm

SL-T

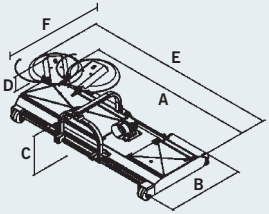

Außenabmaße
Ingombri esterni
Outer dimensions

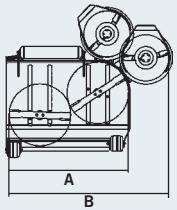

Schnittbreiten
Larghezza di lavoro
Cutting width

cm /

Mod.		fix	mob.	HP	KG	A	B	C	D	E	F	A	B	
SL2/125-170	2	2	2	40 - 90	566	131	148	93	30	178	206	121	170	55 71 04 130+60
SL2/140-190	2	2	2	40 - 90	581	141	152	93	30	199	210	147	193	68 72 01 142+60
SL2/160-210	2	2	2	40 - 90	628	172	159	93	30	220	217	166	214	82 80 12 150+60
SL3/180-230	3	3	2	40 - 90	663	198	148	93	30	239	204	192	234	91 90 01 180+60
SL3/200-250	3	3	2	40 - 90	696	215	123	93	30	260	210	209	254	90 111 00 201+60
SL3/230-280	3	3	2	40 - 90	759	245	159	93	30	293	217	239	287	96 138 06 228+60
SL3/250-300	3	3	2	40 - 90	801	258	163	93	30	309	221	252	302	96 153 06 243+60
SL4/270-320	4	4	2	40 - 90	823	279	152	93	30	324	210	273	318	135 130 045 220+60
SL4/310-360	4	4	2	40 - 90	902	320	159	93	30	369	217	314	363	158 152 068 242+60
SL4/360-410	4	4	2	40 - 90	1061	368	173	93	30	423	234	361	415	182 187 092 277+60

www.fmg.bz.it

Heckanbau - Attacco posteriore - Rear mounting

SLS-T Heck

Landwirtschaft | Agricoltura | Agriculture
Kommunalbereich | Comunale | Local
Solaranlagen | parchi solari | solar farms





Mit Linearverschiebung & einseitiger FEINTASTAUTOMATIK auf der Schwenkscheibe

Spost. idraulico lineare e SENSORE DI PRECISIONE IDRAULICO monolaterale sul disco interfilare

Hyd. linear side shift with HYDRAULIC PRECISION SENSOR one side on swing arm

Getriebedirektantrieb der Messerrotoren

Trasmissione diretta per i rotori tramite scatole ingranaggi

Direct power transmission for rotors by gear box drive

SLS-T Heck

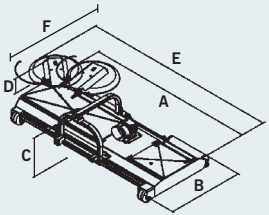

Außenabmaße
Ingombri esterni
Outer dimensions

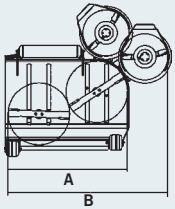

Schnittbreiten
Larghezza di lavoro
Cutting width

cm

Mod.			HP	KG	A	B	C	D	E	F	A	B	cm
SLS-90-250	2	6	50 - 90	907	260	174	93	30	342	246	251	332	70 190 0 250 + 80
SLS-90-300	3	8	50 - 90	1020	300	164	93	30	382	232	295	375	137 163 47 253 + 80
SLS-90-360	3	8	50 - 90	1128	360	176	93	30	442	247	355	435	149 151 59 241 + 80

www.fmg.bz.it

Heck/Frontanbau - Attacco reversibile - Rear and front mounting

SLF

Landwirtschaft | Agricoltura | Agriculture
Kommunalbereich | Comunale | Local



Front-Heckanbau mit hydraulischer Ausladung
Attacco frontale-posteriore con spostamento idraulico
Front-rear mounting with hydraulic side shift

SLF

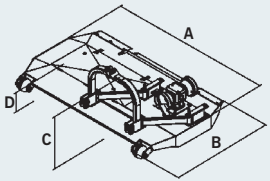

Außenabmaße
Ingombri esterni
Outer dimensions

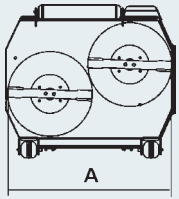

Schnittbreiten
Larghezza di lavoro
Cutting width

cm

Mod.			HP	KG	A	B	C	D		cm
SLF 2 125	2	2	40 - 80	330	126	137	98	24	121	69 57 09 117
SLF 2 140	2	2	40 - 80	347	141	137	98	24	136	69 72 09 132
SLF 2 160	2	2	40 - 80	374	161	151	98	24	157	78 82 02 159
SLF 3 185	3	3	40 - 80	395	184	135	98	24	179	78 105 02 182
SLF 3 205	3	3	40 - 80	421	207	143	98	24	202	78 128 02 205
SLF 3 230	3	3	40 - 80	459	237	151	98	24	233	78 158 02 235

www.fmg.bz.it

Fixer Heckanbau - Attacco fisso posteriore - Fix rear mounting

SLF-M

Landwirtschaft | Agricoltura | Agriculture
Kommunalbereich | Comunale | Local

Fixer Heckanbau
Attacco fisso posteriore
Fix rear mounting

Fixer Heckanbau mit Sprüheranhängung
Attacco fisso posteriore con attacco atomizzatore
Fix rear mounting with support for sprayer

Hydraulische Ausladung beidseitig
Spostamento idraulico bilaterale
Hydraulic side shift both sides

SLF-M

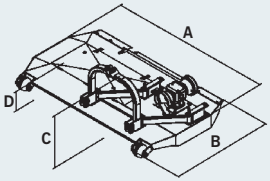

Außenabmaße
Ingombri esterni
Outer dimensions

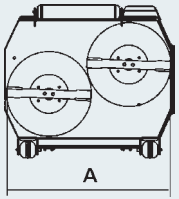

Schnittbreiten
Larghezza di lavoro
Cutting width

Mod.			HP	KG	A	B	C	D		cm
SLF-M2 160	2	2	40 - 80	361	162	152	88	24	157	118 43 043 119
SLF-M3 185	3	3	40 - 80	372	184	162	98	24	179	124 60 062 122
SLF-M3 205	3	3	40 - 80	398	208	163	98	24	202	139 69 062 145
SLF-M3 230	3	3	40 - 80	440	236	167	98	24	233	154 83 077 160
SLF-M3 270	3	3	40 - 80	473	278	172	98	24	271	174 104 098 181

www.fmg.bz.it

Varianten | Varianti | Variants

GL2-fix

Landwirtschaft | Agricoltura | Agriculture
Kommunalbereich | Comunale | Local

GL2-fix

Fixer Heckanbau
Attacco fisso posteriore
Fix rear mounting

GL2-fix-F



Fixer Frontanbau
Attacco frontale fisso
Fix front mounting

GL2-fix-H

Hydraulische lineare Seitenverschiebung
Spostamento idraulico lineare
Hydraulic side shift

GL2-fix

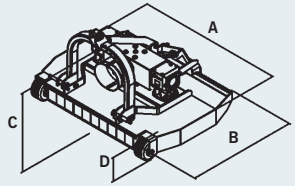

Außenabmaße
Ingombri esterni
Outer dimensions

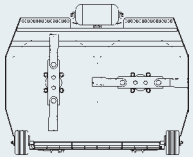

Schnittbreiten
Larghezza di lavoro
Cutting width

Mod.			HP	KG	A	B	C	D	
GL2 FIX 95	2	4	40 - 80	255	96	96	91	17	94
GL2 FIX 110	2	4	40 - 80	306	116	112	93	17	116
GL2 FIX 120	2	4	40 - 80	314	122	117	93	17	120
GL2 FIX 130	2	4	40 - 80	338	132	120	93	17	130
GL2 FIX 140	2	4	40 - 80	351	142	126	96	17	140
GL2 FIX 150	2	4	40 - 80	372	152	131	96	17	150
GL2 FIX 160	2	4	40 - 80	389	163	136	96	17	161
GL2 FIX 180	2	4	40 - 80	424	183	148	94	17	182
GL2 FIX 200	2	4	40 - 80	449	202	150	94	17	200
GL2 FIX 220	2	4	40 - 80	484	222	164	94	17	220
GL2 FIX 240	2	4	40 - 80	510	243	166	94	17	241
GL2 FIX 250	2	4	40 - 80	530	252	172	94	17	250
GL2 FIX 280	2	4	40 - 120	585	282	182	94	17	280

www.fmg.bz.it

Varianten | Varianti | Variants

GLM-fix

Landwirtschaft | Agricoltura | Agriculture

GLM-fix

Fixer Heckanbau
Attacco fisso posteriore
Fix rear mounting

GLM-fix-F

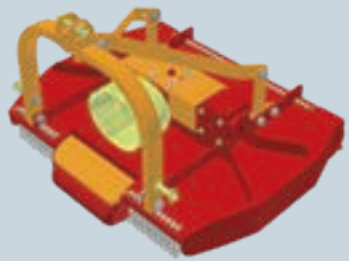

Fixer Frontanbau
Attacco frontale fisso
Fix front mounting

GLM-fix-H

Hydraulische lineare Seitenverschiebung
Spostamento idraulico lineare
Hydraulic side shift

GLM-fix

Mod.			HP	KG	A	B	C	D	
					Außenabmaße Ingombri esterni Outer dimensions				Schnittbreiten Larghezza di lavoro Cutting width
GLM2 FIX/ 85	2	4	15 - 35	130	86	79	78	17	82
GLM2 FIX/110	2	4	15 - 35	175	112	96	78	17	109
GLM2 FIX/120	2	4	15 - 35	184	122	96	78	17	119
GLM2 FIX/130	2	4	15 - 35	196	132	96	78	17	129
GLM2 FIX/140	2	4	15 - 35	209	142	111	78	17	139
GLM2 FIX/150	2	4	15 - 35	219	152	114	78	17	149
GLM2 FIX/160	2	4	15 - 35	228	162	119	78	17	158

www.fmg.bz.it

BV2

BV2

Fixer Heckanbau
Attacco fisso posteriore
Fix rear mounting

BV2-F

Fixer Frontanbau
Attacco frontale fisso
Fix front mounting

BV2-H

Hydraulische lineare Seitenverschiebung
Spostamento idraulico
Hydraulic side shift

BV2

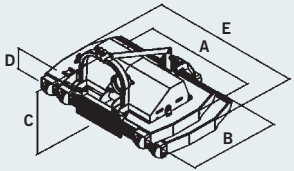

Außenabmaße
Ingombri esterni
Outer dimensions

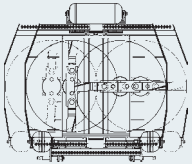

Schnittbreiten
Larghezza di lavoro
Cutting width

Mod.			HP	KG	A	B	C	D	E	Min.	Max.
BV2 110-145	2	4	40 - 100	413	112	129	107	24	144	109	141
BV2 125-175	2	4	40 - 100	457	130	139	107	24	174	126	170
BV2 125-175 special	**2**	**4**	**40 - 100**	**424**	**132**	**139**	**107**	**24**	**176**	**126**	**170**
BV2 125-175 NEW	**2**	**4**	**40 - 100**	**481**	**130**	**139**	**107**	**25**	**174**	**126**	**170**
BV2 140-195	2	4	40 - 100	468	141	149	107	24	197	137	193
BV2 140-195 NEW	2	4	40 - 100	520	141	149	107	24	197	137	193
BV2 160-230	2	4	40 - 100	595	165	170	101	22	226	162	223
BV2 170-245 special	**2**	**4**	**40 - 100**	**563**	**178**	**165**	**101**	**22**	**248**	**173**	**243**
BV2 190-260	2	4	40 - 100	702	192	189	101	22	262	189	259
BV2 220-300	2	4	40 - 100	818	223	210	101	22	203	220	299
BV2 250-340	2	4	40 - 100	915	250	225	101	22	340	245	333
BV3-180-260	3	6	40 - 100	680	183	149	105	24	262	178	258
BV3-195-290	3	6	40 - 100	702	204	149	107	24	293	198	286
BV3-250-360	3	6	40 - 100	936	253	183	105	24	365	250	362

Special: Geräte in Leichtbauweise mit Hochqualitätsblech / Macchine con peso ridotto, realizzate in lamiera di
altissima qualitá / Machines with lightweight construction using high quality steel
NEW: Vordere Räder sind auf Mittelrahmen fxiert – einschiebbare Montage / Ruote anteriori montati sul telaio centrale – montaggio infilabile / Front wheels mounted on central frame

www.fmg.bz.it

Varianten | Varianti | Variants

BV2-T

Landwirtschaft | Agricoltura | Agriculture

BV2-T

Fixer Heckanbau mit beidseitiger FEINTASTAUTOMATIK

Attacco fisso posteriore con TASTATORE IDRAULICO bilaterale

Fix rear mounting with HYD. PRECISION SENSOR

BV2-FT

Fixer Frontanbau mit beidseitiger FEINTASTAUTOMATIK

Attacco frontale fisso con TASTATORE IDRAULICO bilaterale

Fix front mounting with HYD. PRECISION SENSOR

BV2-HT

Hydraulische lineare Seitenverschiebung mit beidseitiger FEINTASTAUTOMATIK

Spostamento idraulico lineare con TASTATORE IDRAULICO bilaterale

Hydraulic side shift with HYD. PRECISION SENSOR

BV2

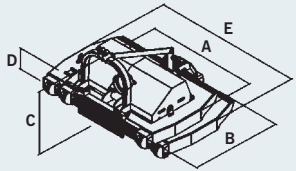

Außenabmaße
Ingombri esterni
Outer dimensions

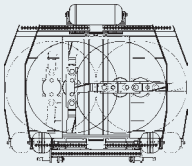

Schnittbreiten
Larghezza di lavoro
Cutting width

Mod.			HP	KG	A	B	C	D	E	Min.	Max.
BV2 110-145	2	4	40 - 100	462	112	129	107	24	144	109	141
BV2 125-175	2	4	40 - 100	506	130	139	107	24	174	126	170
BV2 125-175 special	**2**	**4**	**40 - 100**	**474**	**132**	**139**	**107**	**24**	**176**	**126**	**170**
BV2 125 NEW	**2**	**4**	**40 - 100**	**531**	**130**	**139**	**107**	**25**	**174**	**126**	**170**
BV2 140-195	2	4	40 - 100	517	141	149	107	24	197	137	193
BV2 140-195 NEW	2	4	40 - 100	743	141	149	107	24	197	137	193
BV2 160-230	2	4	40 - 100	637	165	170	101	22	226	162	223
BV2 170-245 special	**2**	**4**	**40 - 100**	**609**	**178**	**165**	**101**	**22**	**248**	**173**	**243**
BV2 190-260	2	4	40 - 100	743	192	189	101	22	262	189	259
BV2 220-300	2	4	40 - 100	858	223	210	101	22	203	220	299
BV2 250-340	2	4	40 - 100	832	250	225	101	22	340	245	333
BV3-180-260	3	6	40 - 100	720	183	149	105	24	262	178	258
BV3-195-290	3	6	40 - 100	743	204	149	107	24	293	198	286
BV3-250-360	3	6	40 - 100	693	253	183	105	24	365	250	362

Special: Geräte in Leichtbauweise mit Hochqualitätsblech / Macchine con peso ridotto, realizzate in lamiera di
altissima qualitá / Machines with lightweight construction using high quality steel
NEW: Vordere Räder sind auf Mittelrahmen fxiert – einschiebbare Montage / Ruote anteriori montati sul telaio centrale – montaggio infilabile / Front wheels mounted on central frame

www.fmg.bz.it

Fixer Front-Heckanbau - Attacco reversibile - Fix front-rear mounting

GL2K

Landwirtschaft | Agricoltura | Agriculture
Kommunalbereich | Comunale | Local

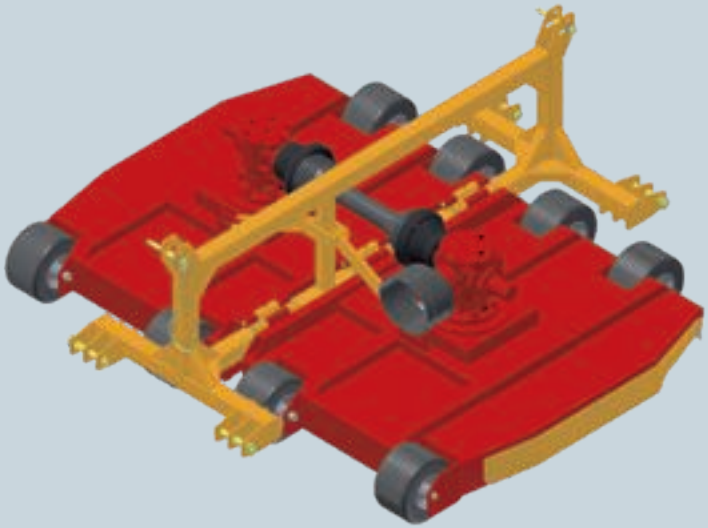

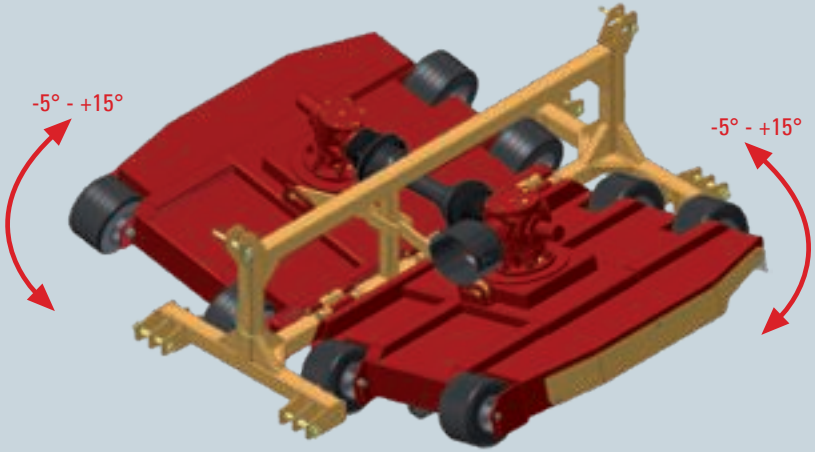

Fixer Front-Heckanbau
Attacco fisso frontale-posteriore
Fix front-rear mounting

GL2K

Mod.			HP	KG	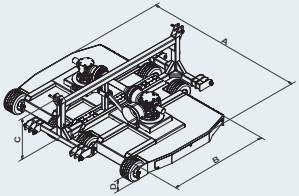 Außenabmaße Ingombri esterni Outer dimensions A	B	C	D	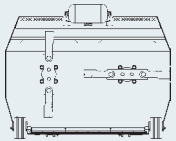 Schnittbreiten Larghezza di lavoro Cutting width	
GL2K 240	2	4	60-120	941	244	240	95	29	241	-5° – +15°
GL2K 260	2	4	60-120	1017	264	247	95	29	261	-5° – +15°
GL2K 280	2	4	60-120	1280	284	253	95	29	281	-5° – +15°
GL2K 300	2	4	60-120	1217	304	260	95	29	301	-5° – +15°
GL2K 360	4	8	60-120	1350	364	240	95	29	361	-5° – +15°
GL2K 520	4	8	60-120	1433	524	260	95	29	521	-5° – +15°

www.fmg.bz.it

Heck- und Frontanbau - Attacco reversibile - Front and rear mounting

KIWI

Landwirtschaft | Agricoltura | Agriculture
Kommunalbereich | Comunale | Local



Fixer Front-Heckanbau
Attacco fisso frontale-posteriore
Fix front-rear mounting

KIWI-S

KIWI

Mod.			HP	KG	A	B	C	D			
					Außenabmaße Ingombri esterni Outer dimensions				Schnittbreiten Larghezza di lavoro Cutting width		
Kiwi 2600	4	8	40 – 120	893	255	238	102	32	250	2296 / 939	0° - +20°
Kiwi 3500	4	8	50 – 120	1010	354	238	102	32	348	2376 / 1552	0° - +20°
Kiwi 4000	4	8	60 – 120	1079	395	238	102	32	388	2522 / 1749	0° - +20°
Kiwi 5300	6	12	60 – 120	1314	534	238	102	32	523	3150 / 2306	0° - +20°
Kiwi S-2600-4000**	4	8	40 – 120		255	238	102	32	250	2296 / 939	0° - +20°
Kiwi S-3500-4900**	4	8	50 – 120		354	238	102	32	348	2376 / 1552	0° - +20°
Kiwi S-4000-5400**	4	8	60 – 120		395	238	102	32	388	2522 / 1749	0° - +20°
Kiwi S-80-5300**	6	12	60 – 120		534	238	102	32	523	3150 / 2306	0° - +20°

*Gewicht, Preis und Zusatzausrüstungen auf Anfrage / Peso, Prezzo e accessori su richiesta / Weight, Price and optional on request

** Die oben angeführte Arbeitsbreite erhöht sich mit der Schwenkscheibe D.800 um jeweils 70 cm pro Seite / Con i dischi interfilari D.800 viene maggiorata la sopra indicata larghezza di taglio di ulteriori 70cm per lato. / With the swing arms with disc D.800 the cutting width increases further 70cm per side

www.fmg.bz.it

CANGURO

Landwirtschaft | Agricoltura | Agriculture
Kommunalbereich | Comunale | Local

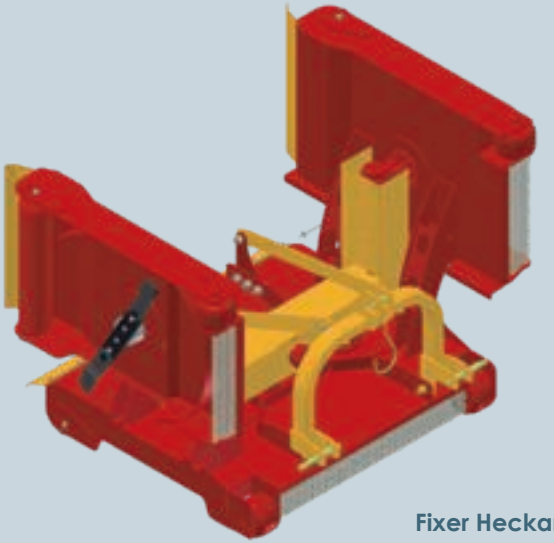

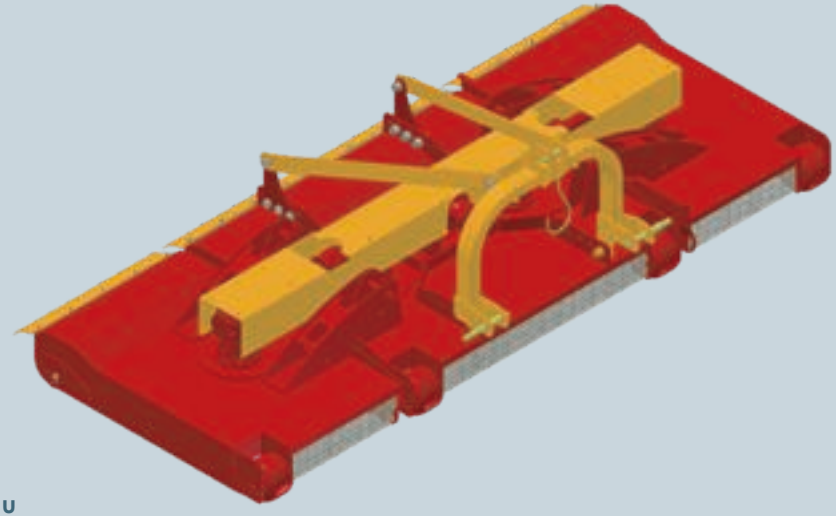

Fixer Heckanbau
Attacco fisso posteriore
fix rear mounting

CANGURO

Mod.			HP	KG	A	B	C	D			
					Außenabmaße Ingombri esterni Outer dimensions				Schnittbreiten Larghezza di lavoro Cutting width		
Canguro 350	4	8	50 – 120	1257	350	174	110	30	345	220	-8° – +15°
Canguro 400	4	8	50 – 120	1369	400	186	110	30	395	245	-8° – +15°
Canguro 450	4	8	60 – 120	–	450	200	110	30	445	270	-8° – +15°
Canguro 550	6	12	60 – 120	–	550	174	110	30	545	220	-8° – +15°
Canguro 650	6	12	60 – 120	–	650	186	110	30	645	245	-8° – +15°
Canguro 700	6	12	60 – 120	–	700	200	110	30	695	270	-8° – +15°

www.fmg.bz.it

Fixer Heckanbau - Attacco fisso posteriore - Fix rear mounting

BARRACUDA

Landwirtschaft | Agricoltura | Agriculture
Kommunalbereich | Comunale | Local

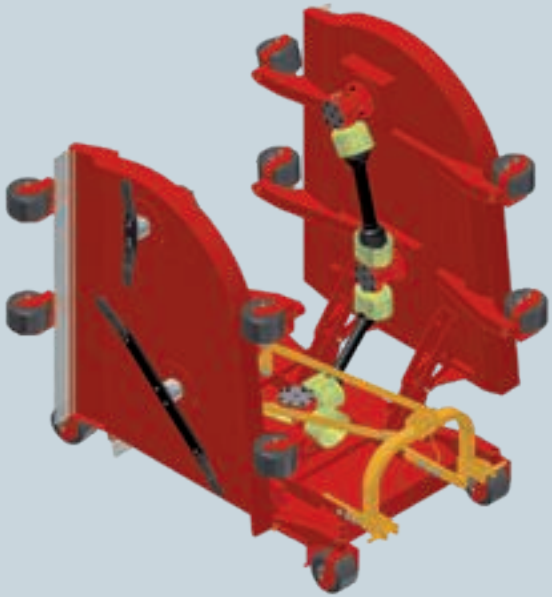



Fixer Heckanbau
Attacco fisso posteriore
fix rear mounting

BARRACUDA

Mod.					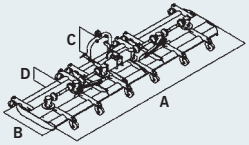 Außenabmaße Ingombri esterni Outer dimensions				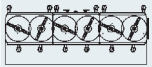 Schnittbreiten Larghezza di lavoro Cutting width	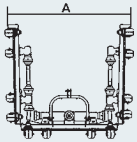	
			HP	KG	A	B	C	D			
Barracuda 350	3	6	40 – 120		350	265	120	30	345	265	-20° +30°
Barracuda 440	3	6	50 – 120	1605	451	270	112	29	442	265	-20° +30°
Barracuda 600	5	10	50 – 120	2223	614	270	112	29	603	265	-20° +30°
Barracuda 720	5	10	60 – 120		720	265	120	30	715	265	-20° +30°

www.fmg.bz.it

DELTACUT

Landwirtschaft | Agricoltura | Agriculture
Kommunalbereich | Comunale | Local

Heckanbau mit Transport-Zugdeichsel
Attacco posteriore con timone di traino
Rear mounting with whiffletree

DELTACUT

Mod.			HP	KG	A	B	C	D		A	B	C
					Außenabmaße Ingombri esterni Outer dimensions				Schnittbreiten Larghezza di lavoro Cutting width			
DELTACUT 460	3	12	90-150		470	340	30	120	460	270	220	240
DELTACUT 600	5	20	90-150		610	340	30	120	600	270	300	240
DELTACUT 700	5	20	90-150	3426	710	340	30	120	700	270	350	240
DELTACUT 800	5	20	90-150		810	340	30	120	800	270	400	240

www.fmg.bz.it

GL6K/GL8K

Landwirtschaft | Agricoltura | Agriculture
Kommunalbereich | Comunale | Local





Fixer Heckanbau
Attacco fisso posteriore
fix rear mounting

GL6K/GL8K

Mod.				kg	Außenabmaße Ingombri esterni Outer dimensions					Schnittbreiten Larghezza di lavoro Cutting width				
			HP	KG	A	B	C	D	E	A	B	A	B	
GL6K-70-310-430	6	12	90-120	1.450	305	215	98	26	426	299	420	225	135	-0° +15°
GL6K-80-350-490	6	12	90-120	1.530	345	235	98	26	486	339	480	245	145	-0° +15°
GL6K-90-390-530	6	12	90-120	1.630	385	255	98	26	526	379	520	265	155	-0° +15°
GL6K-90-430-590	6	12	90-120	1.700	425	265	98	26	586	419	580	285	165	-0° +15°
GL6K-90-470-630	6	12	90-120	1.750	465	275	98	26	626	460	620	305	175	-0° +15°
GL8K-70-470-590	8	16	90-120	1.855	465	215	98	26	586	459	580	225	215	-0° +15°
GL8K-80-530-670	8	16	90-120	1.950	525	235	98	26	667	519	660	245	235	-0° +15°
GL8K-90-590-750	8	16	90-120	2.065	585	255	98	26	746	579	740	265	255	-0° +15°
GL8K-90-650-810	8	16	90-120	2.150	645	265	98	26	806	639	800	285	275	-0° +15°
GL8K-90-710-870	8	16	90-120	2.220	705	275	98	26	866	699	860	305	295	-0° +15°

www.fmg.bz.it

MULTIDISC

Landwirtschaft | Agricoltura | Agriculture



Anbaurahmen Front – Mähköpfe mit Messerrotor D.35/D.45

Telaio attacco frontale – testate con rotori a lame D.35/D.45

Front mounting frame – mowing heads with blade rotors D.35/D.45

MULTIDISC

Mod.		HP	KG	A	B	C	D	E	Schnittbreite* Larghezza di taglio Cutting width A	/	B
MULTIDISC 35/45/500	5	40 - 80	786	260	188	158	24	441	245	/	436

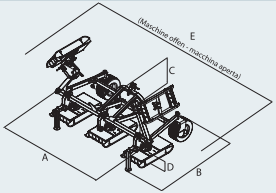

Außenabmaße
Ingombri esterni
Outer dimensions

2 Aussenrahmen
2 Testata esterna
2 external heads

3 zentrale Rahmen
3 testata centrali
3 central heads

***Andere Schnittbreiten / Kombination auf Anfrage**
***Altre larghezze di taglio / combinazione su richiesta**
***other cutting width / combinations on request**

www.fmg.bz.it

TWISTER L1
TWISTER L2

Landwirtschaft | Agricoltura | Agriculture

Anbaurahmen Front/Heckanbau - Biobürsten mit Litzen 0.8 mm

Telaio attacco reversibile - Spazzola biologica con fili 0.8 mm

Frame front and rear mounting - biological brush with belts 0.8 mm

Mod.	Bürste Nr.	HP	KG	A	B	C	D	E	A	A	A
				Außenabmaße Ingombri esterni							
Twister L1-S	1	40 - 80	251	75	160	95	35	145	35	106	-10 – +60°
Twister L1-L	1	40 - 80	257	109	160	95	36	179	35	106	-10 – +60°
Twister L2-S	2	40 - 80	404	150	160	95	35	290	35	140	-10 – +60°
Twister L2-L	2	40 - 80	418	218	160	95	36	358	35	140	-10 – +60°

Bürstenschutz mit Gummilappen für Bürsten D.300 und D.450

Protezione per spazzola con gomma di prot. per spazzole D.300 e D.450

Brush protection with rubber flaps for brushes D.300 and D.450

Bürstenschutz mit Ablenkrohr für Bürsten D.300 und D.450

Protezione per spazzola con tubo di protezione per spazzole D.300 e D.450

Brush protection with protection tube for brushes D.300 and D.450

Separater Dreipunktbock mit Ölversorgung und Pumpe-Tankeinheit mit Getriebedurchtrieb und Anhängekupplung

Timone separato con alimentazione idraulica autonoma (con kit pompe idraulica e serbatoio)

Additional 3-point hitch with hydraulic self supply (with kit pump & oil tank)

TWISTER W1
TWISTER W2

Für BV & GL2 fix - Biobürsten mit Litzen 0.8 mm

Per BV & GL2 fix - Spazzola biologica con fili 0.8 mm

For BV & GL2 fix - biological brush with belts 0.8 mm

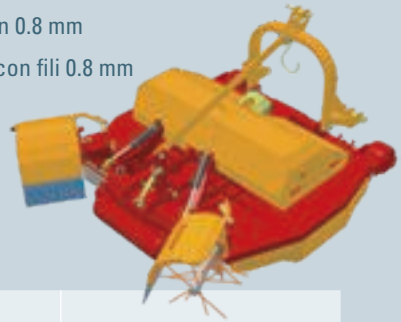

Mod.	Bürste Nr.	L/min	KG	A	B	
Twister W1	1	17 - 20	59	25	51	-6° – +75°
Twister W2	2	34 - 40	129	25 x 2	51	-6° – +75°
Twister W1 long	1	17 - 20	61	34	51	-6° – +75°
Twister W2 long	2	34 - 40	131	34 x 2	51	-6° – +75°

Bürstenschutz lang mit Gummilappen für Bürsten D.300 und D.450

Protezione lunga per spazzola con gomma di prot. per spazzole D.300 e D.450

Long brush protection with rubber flaps for brushes D.300 and D.450

Bürstenschutz lang mit Ablenkrohr für Bürsten D.300 und D.450

Protezione lunga per spazzola con tubo di protezione per spazzole D.300 e D.450

Long brush protection with protection tube for brushes D.300 and D.450

Bürstenschutz kurz mit Ablenkrohr für Bürsten D.300 und D.450

Protezione corta per spazzola con tubo di protezione per spazzole D.300 e D.450

Short brush protection with protection tube for brushes D.300 and D.450

HDS-T

Für BV - hydraulische Messerschwenkscheibe
Per BV - disco interfilare idraulico con lame
For BV - hydraulic swing disc with blades

HDS-T

* Das Bild zeigt die optionale hydraulische Schwenkscheibenneigung
* L´immagine rappresenta l´accessorio inclinazione idraulica del disco
* The picture shows the optional hydraulic disc inclination

Hydraulische Schwenkscheibe mit Feintastautomatik und Neigungszylinder

Disco interfilare idraulico con sensore di precisione e cilindro d´inclinazione

Hydraulic disc with precision sensor and inclination cylinder

***mit der Schwenkscheibe D400 erhöht sich die Arbeitsbreite um ca. 32,5 cm**
***Con il disco D400 si aumenta la larghezza di lavoro di ulteriori 32,5 cm**
***With the disc D400 increases the cutting width further 32,5 cm**

****mit den 2 Schwenkscheiben D400 verlängert sich die Arbeitsbreite um ca. 65 cm**
****Con i 2 dischi D400 si aumenta la larghezza di lavoro di ulteriori 65 cm**
****With the 2 discs D400 increases the cutting width further 65 cm**

Mod.			L/min	KG	Ø Scheibe
HDS-1T-400	1	2	20 - 24	103	400**
HDS-2T-400	2	4	45 - 55	207	400**
HDS-1T-600	1	2	20 - 24	138	600**
HDS-2T-600	2	4	45 - 55	277	600**

RSW1 / RSW2

Mod.		L/min	KG	A	B	C	D	E	Hyd. Zylinder Cilindro idraulico
RSW1-HM1	1	10 - 15	110	120	150	73	49	127	1*
RSW1-HM2	1	10 - 15	125	140	180	73	49	147	1*
RSW1-HM3	1	10 - 15	144	160	210	73	49	157	1*
RSW1-HH4	1	10 - 15	115	120	150	73	49	127	2**
RSW1-HH5	1	10 - 15	130	140	180	73	49	147	2**
RSW1-HH6	1	10 - 15	140	160	210	73	49	157	2**

Mod.		L/min	KG	A	B	C	D	E
RSW2	2	25 - 30	280	470	210	200	100	155

Arbeitskopf komplett / testata completa

GTP1 / GTP2

siehe S. / vedi pag. / see page 85 – 89

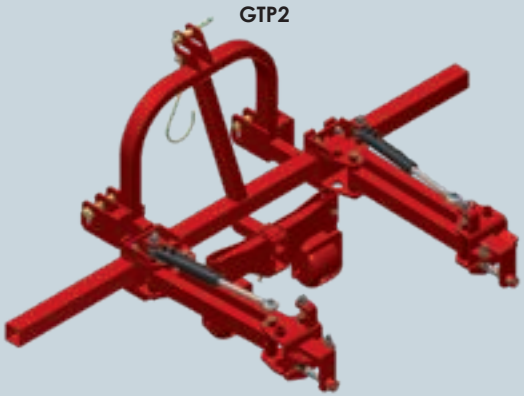

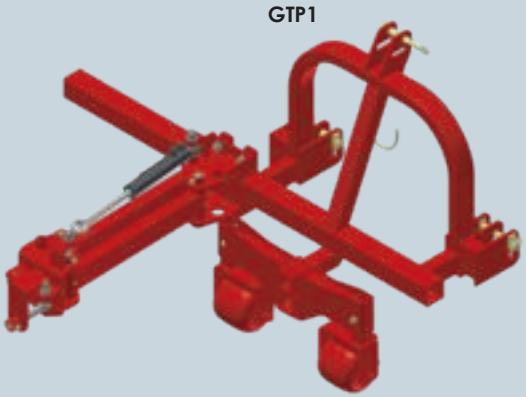

Geräteträger mit Front/Heckanbau & PARALLELOGRAMMAUSLADUNG
Telaio porta attrezzi con attacco reversibile & spostamento a PARALLELOGRAMMA
Equipment rack with front/rear mounting & PARALLELOGRAM side shift

GTP1 / GTP2

Mod.			L/min	KG	Arbeitsbreite / Kopf Largh. di lavoro / testata		
GTP1 Support	-	-	-	**216**	-	-	-
HDT-600	1	2	24 - 26	85	60	125 - 185*	-15° / +65°
HDT-800	1	2	30 - 35	97	80	140 - 200*	-15° / +65°
FKT-420	1	2	35 - 40	60	40	100 - 160*	-7,5° / +40°
TWISTER	1	-	16 - 20	28	35	100 - 160*	-7,5° / +40°
RSO	1	-	25 - 27	47	80 - 100		-7,5° / +40°
TP	1	-	-	15	-		-
RH2	1	-	-	27	13,5	on request	-
RH3	1	-	-	40	20	on request	-
FH37 ROT/RED	1	-	-	22	37	-	-
FH54 ROT/RED	1	-	-	25	54	-	-
FH70 ROT/RED	1	-	-	30	71	-	-
FH54 GELB/YELLOW	1	-	-	25	54		
FH70 GELB/YELLOW	1	-	-	30	71		
FH100 GELB/YELLOW	1	-	-	50	95		
GTP2 Support	-	-	-	**355**	-	-	-
HDT-600	2	4	48 - 52	170	60	250 - 370**	-15° / +65°
HDT-800	2	4	60 - 70	194	80	280 - 400**	-15° / +65°
FKT-420	2	4	70 - 80	120	40	220 - 330**	-7,5° / +40°
TWISTER	2		32 - 40	56	35	200 - 320**	-7,5° / +40°
RSO	2	-	50 - 55	94	80 - 100		-7,5° / +40°
TP	2	-	-	30	-		-
RH2	2	-	-	54	13,5	on request	-
RH3	2	-	-	80	20	on request	-
FH37 ROT/RED	2	-	-	44	37	-	-
FH54 ROT/RED	2	-	-	50	54	-	-
FH70 ROT/RED	2	-	-	60	71	-	-
FH54 GELB/YELLOW	2	-	-	50	54		
FH70 GELB/YELLOW	2	-	-	60	71		
FH100 GELB/YELLOW	2	-	-	100	95		

***plus zusätzliche 40cm manueller einseitigen Seitenverschub / *piú 40cm di spostamento manuale aggiuntive - monolaterale / *plus 40cm manual side shift – one side**

****plus zusätzliche 40cm manueller beidseitigen Seitenverschub / **piú 40cm di spostamento manuale aggiuntive - bilaterale / **plus 40cm manual side shift – both sides**

www.fmg.bz.it

GTM1 / GTM2

siehe S. / vedi pag. / see page 85 – 89

auf Gerät SLF montiert
montato su macchina SLF
mounted on machine SLF



UNIVERSAL Support
Supporto UNIVERSALE
UNIVERSAL support

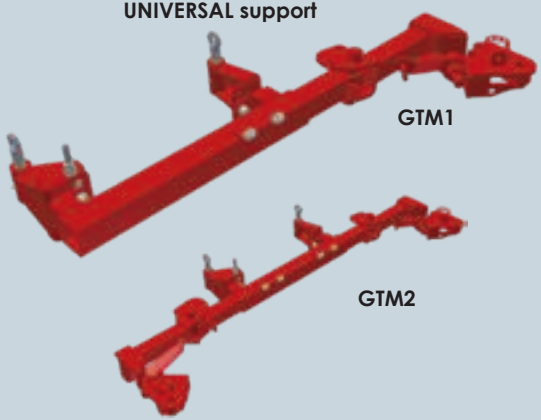

Geräteträger mit Front/Heckanbau für MASCHINE*
Telaio porta attrezzi con attacco reversibile per MACCHINA*
Equipment rack with front/rear mounting for MACHINE*

*Für Maschine/per macchina/for machine: SLF, SLF-M, SL, SLS, GL2 FIX

GTM1 / GTM2

Mod.			L/min	KG	cm Arbeitsbreite / Kopf Largh. di lavoro / testata	A
GTM1 Support	-	-	-	**50**	-	-
HDT-400	1	2	18 - 21	55	40	-15° / +65°
HDT-600	1	2	24 - 26	85	60	-15° / +65°
HDT-800	1	2	30 - 35	97	80	-15° / +65°
FKT-420	1	2	35 - 40	60	40	-7,5° / +40°
TWISTER	1	-	16 - 20	28	35	-7,5° / +40°
RSO	1	-	25 - 27	47	80 - 100	-7,5° / +40°
TP	1	-	-	15	-	-
RH2	1	-	-	27	13,5	-
RH3	1	-	-	40	20	-
FH37 ROT/RED	1	-	-	22	37	-
FH54 ROT/RED	1	-	-	25	54	-
FH70 ROT/RED	1	-	-	30	71	-
FH54 GELB/YELLOW	1	-	-	25	54	
FH70 GELB/YELLOW	1	-	-	30	71	
FH100 GELB/YELLOW	1	-	-	50	95	
GTM2 Support	-	-	-	**100**	-	-
HDT-400	2	4	36 - 42	110	40	-15° / +65°
HDT-600	2	4	48 - 52	170	60	-15° / +65°
HDT-800	2	4	60 - 70	194	80	-15° / +65°
FKT-420	2	4	70 - 80	120	40	-7,5° / +40°
TWISTER	2	-	32 - 40	56	35	-7,5° / +40°
RSO	2	-	50 - 55	94	80 - 100	-7,5° / +40°
TP	2	-	-	30	-	-
RH2	2	-	-	54	13,5	-
RH3	2	-	-	80	20	-
FH37 ROT/RED	2	-	-	44	37	-
FH54 ROT/RED	2	-	-	50	54	-
FH70 ROT/RED	2	-	-	60	71	-
FH54 GELB/YELLOW	2	-	-	50	54	
FH70 GELB/YELLOW	2	-	-	60	71	
FH100 GELB/YELLOW	2	-	-	100	95	

*** Ausschließlich ohne GTM Support & ohne Schläuche erhältlich– für Zwischenachsanbau**
*** disponibile solo senza tubi e senza supporto GTM– per applicazione interassiale**
*** Available only without hyd. hoese & support GTM – only for interaxle application**

www.fmg.bz.it

GTZ / GTZ-C

siehe S. / vedi pag. / see page 85 – 89



GTZ Support



GTZ-C Support



GTZ-C Support

Universal-Geräteträger im Zwischenachsbereich
Telaio porta attrezzi per applicazione interassiale
Universal equipment rack for interaxle application

HDT

FKT

TWISTER

RSO

TP

RH

FH70

GTZ / GTZ-C

Mod.			L/min	KG	cm Arbeitsbreite / Kopf Largh. di lavoro / testata	A
GTZ-C Support	-	-	-	**90**	-	-
GTZ Support	-	-	-	**25**	-	-
HDT-400	1	2	18 - 21	55	40	-15° / +65°
HDT-600	1	2	24 - 26	85	60	-15° / +65°
FKT-420	1	4	35 - 40	60	40	-7,5° / +40°
TWISTER	1	-	16 - 20	28	35	-7,5° / +40°
RSO	1	-	25 - 27	47	80 - 100	-7,5° / +40°
TP	1	-	-	15	-	-
RH2	1	-	-	27	13,5	-
RH3	1	-	-	40	20	-
FH37 ROT/RED	1	-	-	22	37	-
FH54 ROT/RED	1	-	-	25	54	-
FH70 ROT/RED	1	-	-	30	71	-
FH54 GELB/YELLOW	1	-	-	25	54	
FH70 GELB/YELLOW	1	-	-	30	71	
FH100 GELB/YELLOW	1	-	-	50	95	

Bürstenschutz mit Gummilappen für Bürsten D.300 und D.450

Protezione per spazzola con gomma di prot. per spazzole D.300 e D.450

Brush protection with rubber flaps for brushes D.300 and D.450

Bürstenschutz mit Ablenkrohr für Bürsten D.300 und D.450

Protezione per spazzola con tubo di protezione per spazzole D.300 e D.450

Brush protection with protection tube for brushes D.300 and D.450

Separater Dreipunktbock mit Ölversorgung und Pumpe-Tankeinheit mit Getriebedurchtrieb und Anhängekupplung

Timone separato con alimentazione idraulica autonoma (con kit pompe idraulica e serbatoio)

Additional 3-point hitch with hydraulic self supply (with kit pump & oil tank)

www.fmg.bz.it

GTU

siehe S. / vedi pag. / see page 85 – 89

Geräteträger – Überzeilenrahmen
Telaio porta attrezzi scavallante
Tool support – over-row frame

Frontanbau CAT 1
attacco frontale CAT 1
front mounting CAT 1

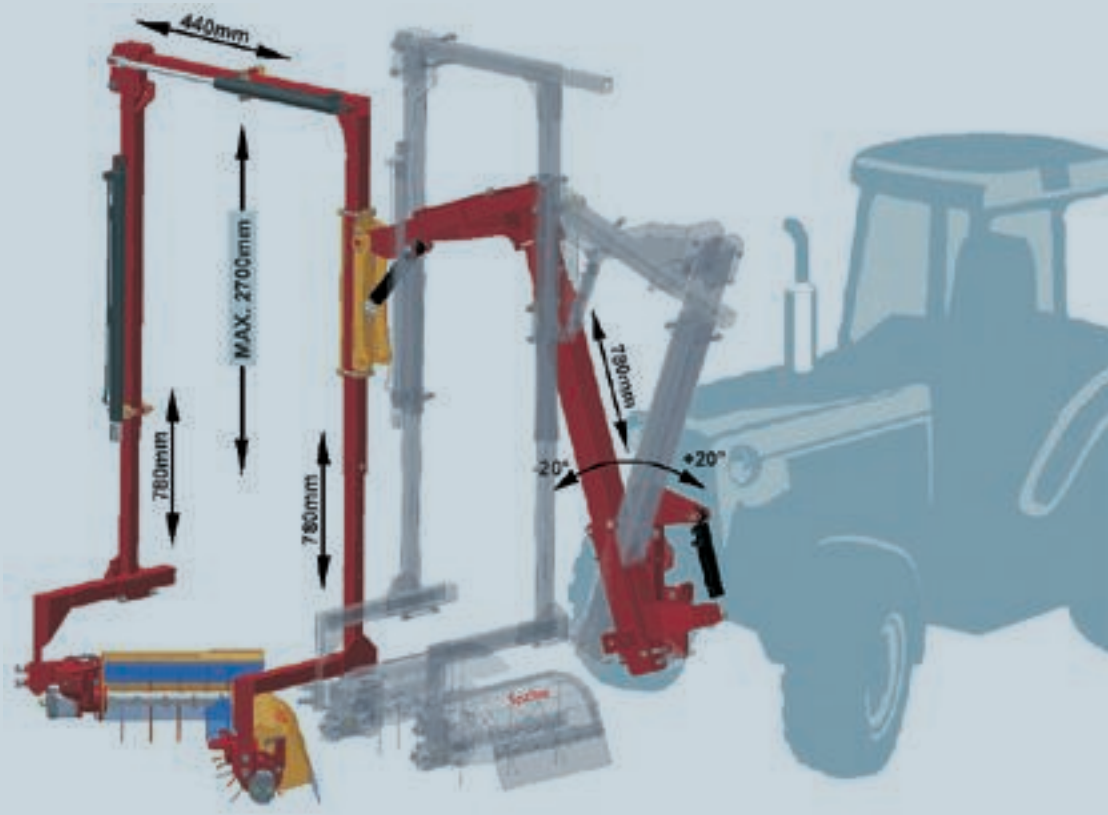

GTU

Mod.			L/min	KG	cm Arbeitsbreite / Kopf Largh. di lavoro / testata	A	B	C^{min}	C^{max}	D^{min}	D^{max}	
GTU Support	-	-	-	285	-	50-75	140-165	55	100	195	270	-7,5° / +40°
TWISTER	2	-	32 - 40	56	35	-						-

Bürstenschutz mit Gummilappen für Bürsten D.300 und D.450
Protezione per spazzola con gomma di prot. per spazzole D.300 e D.450
Brush protection with rubber flaps for brushes D.300 and D.450

Bürstenschutz mit Ablenkrohr für Bürsten D.300 und D.450
Protezione per spazzola con tubo di protezione per spazzole D.300 e D.450
Brush protection with protection tube for brushes D.300 and D.450

Separater Dreipunktbock mit Ölversorgung und Pumpe-Tankeinheit mit Getriebedurchtrieb und Anhängekupplung
Timone separato con alimentazione idraulica autonoma (con kit pompe idraulica e serbatoio)
Additional 3-point hitch with hydraulic self supply (with kit pump & oil tank)

www.fmg.bz.it

FLEX 1 / FLEX 2

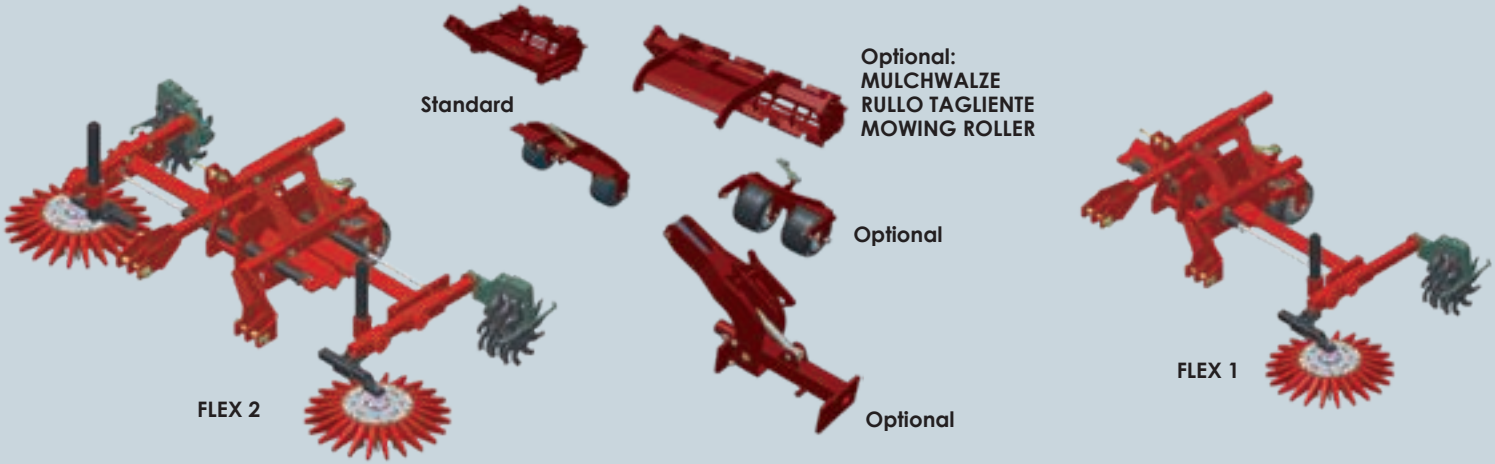

Universal-Geräteträger für Bodenbearbeitung
Telaio porta attrezzi per lavorazione terreno
Universal equipment rack for soil cultivation

FLEX 1 / FLEX 2

Mod.			L/min	KG	cm Arbeitsbreite / Kopf Largh. di lavoro/testata	Arbeitsbreite / Largh. di lavoro/ cutting width min/max			
FLEX1 Support	-	-	-	**245**	-	-			-
HDT-400	1	2	18 - 21	55	40	on request			-15° / +65°
HDT-600	1	2	24 - 26	85	60	on request			-15° / +65°
FKT-420	1	2	35 - 40	60	40	on request			-7,5° / +40°
TWISTER	1	-	16 - 20	28	35	on request			-7,5° / +40°
TORNADO	1	-	16 - 20	82,5	60	on request			-10° / +50°
RSO	1	-	25 - 27	47	80 - 100	on request			-7,5° / +40°
TP	1	-	-	15	-	on request			-
RH2	1	-	-	27	13,5	67,5 / 137,5			-
RH3	1	-	-	40	20	75 / 145			-
RH4 SRN	1	-	-	74	33,5	77,5 / 147,5			-
RH5 SRN	1	-	-	82	41	85 / 155			-
RH6 SRN	1	-	-	90	48,5	92,5 / 162,5			-
RH7 SRN	1	-	-	89	56	-			-
FH37 ROT / RED	1	-	-	22	37	-			-
FH54 ROT / RED	1	-	-	25	54				
FH70 ROT / RED	1	-	-	30	71				
FH54 GELB / YELLOW	1	-	-	25	54				
FH70 GELB / YELLOW	1	-	-	30	71	-			-
FH100 GELB / YELLOW	1	-	-	50	95	-			-
						FLEX2-XS	**FLEX2-S**	**FLEX2-L**	
FLEX2-XS Support	-	-	-	**285**	-	-	-		-
FLEX2-S Support	-	-	-	**320**	-	-	-		-
FLEX2-L Support	-	-	-	**321**	-	-	-		-
HDT-400	2	4	36 - 42	110	40	on req.	on req.	on req.	-15° / +65°
HDT-600	2	4	48 - 52	170	60	on req.	on req.	on req.	-15° / +65°
FKT-420	2	4	70 - 80	120	40	on req.	on req.	on req.	-7,5° / +40°
TWISTER	2		32 - 40	56	35	on req.	on req.	on req.	-7,5° / +40°
TORNADO	1	-	32 - 40	165	60	on req.	on req.	on req.	-10° / +50°
RSO	2	-	50 - 55	94	80 - 100	on req.	on req.	on req.	-7,5° / +40°
TP	2	-	-	30	-	on req.	on req.	on req.	-
RH2	2	-	-	54	13,5	120/175	135/223	160/300	-
RH3	2	-	-	80	20	135/190	150/238	175/315	-
RH4 SRN	2	-	-	148	33,5	140/195	155/243	180/320	-
RH5 SRN	2	-	-	164	41	155/210	170/258	195/335	-
RH6 SRN	2	-	-	180	48,5	170/225	185/273	210/350	-
RH7 SRN	2	-	-	89	56	185/240	200/288	225/365	-
FH37 ROT / RED	2	-	-	44	37	-	-	-	-
FH54 ROT / RED	2	-	-	50	54				
FH70 ROT / RED	2	-	-	60	71				
FH54 GELB / YELLOW	2	-	-	50	54				
FH70 GELB / YELLOW	2	-	-	60	71	-	-	-	-
FH100 GELB / YELLOW	2	-	-	100	95	-	-	-	-

www.fmg.bz.it

ROTOFLEX 1

Universal-Geräteträger für Bodenbearbeitung
Telaio porta attrezzi per lavorazione terreno
Universal equipment rack for soil cultivation

ROTOFLEX 1

Mod.			L/min	KG	cm Arbeitsbreite / Kopf Largh. di lavoro / testata	Arbeitsbreite Largh. di lavoro/cutting width min/max	
ROTO1 Support	-	-	-	**266**	-	-	-
HDT-400	1	2	18 - 21	55	40	on request	-15° / +65°
HDT-600	1	2	24 - 26	85	60	on request	-15° / +65°
FKT-420	1	2	35 - 40	60	40	on request	-7,5° / +40°
TWISTER	1	-	16 - 20	28	35	on request	-7,5° / +40°
RSO	1	-	25 - 27	47	80 - 100	on request	-7,5° / +40°
TP	1	-	-	15	-	on request	-
RH2	1	-	-	27	13,5	on request	-
RH3	1	-	-	40	20	on request	-
RH4 SRN	1	-	-	74	33,5	on request	-
RH5 SRN	1	-	-	82	41	on request	-
RH6 SRN	1	-	-	90	48,5	on request	-
RH7 SRN	1	-	-	89	56	on request	-
FH37 ROT / RED	1	-	-	22	37	on request	-
FH54 ROT / RED	1	-	-	25	54	on request	
FH70 ROT / RED	1	-	-	30	71	on request	
FH54 GELB / YELLOW	1	-	-	25	54	on request	
FH70 GELB / YELLOW	1	-	-	30	71	on request	-
FH100 GELB / YELLOW	1	-	-	50	95	on request	-

www.fmg.bz.it

Technische Daten – Caratteristiche tecniche – technical specifications

UNICO

Kommunalbereich | Comunale | Local

UNICO

Heck- oder Frontanbau. Schwenkscheibe mit Federzug
Attacco anteriore o posteriore. Disco interfilare con rientro a molla
Rear or front mounting. Swing arm with spring retraction

UNICO-T

Heck- oder Frontanbau mit FEINTASTAUTOMATIK einseitig auf der Schwenkscheibe

Attacco anteriore o posteriore con SENSORE DI PRECISIONE IDRAULICO monolaterale sul disco interfilare

Rear or front mounting with HYDRAULIC PRECISION SENSOR one side on swing arm

Mod.			HP	KG Unico	KG Unico-T	A	B	C	D	E	Schnittbreiten / Larghezza di lavoro / Cutting width	cm /
Unico 600	1 / 2	2 / 4	40 - 120	441	537	108	230	90	26	160	60 / 150	53,5 53,5 0 107 + 60
Unico 700	1 / 2	2 / 4	40 - 120	449	555	108	240	90	26	170	70 / 160	53,5 53,5 0 107 + 70
Unico 800	1 / 2	2 / 4	40 - 120	468	563	108	250	90	26	180	80 / 170	53,5 53,5 0 107 + 80
Unico 900	1 / 2	2 / 4	40 - 120	467	573	108	260	90	26	190	90 / 180	53,5 53,5 0 107 + 90

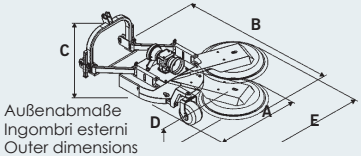

Außenabmaße
Ingombri esterni
Outer dimensions

HERBIZID



Herbizid einseitig – 50/120/200 Liter
Kit diserbo laterale – 50/120/200 litri
Herbicide one side – 50/120/200 litres



Herbizid beidseitig – 50/120/200 Liter
Kit diserbo bilaterale – 50/120/200 litri
Herbicide both sides – 50/120/200 litres



Herbizid einseitig mit 1EV – 50/120/200 Liter
Kit diserbo laterale con 1EV – 50/120/200 litri
Herbicide one side with 1EV – 50/120/200 litres



Herbizid beidseitig mit 2 EV – 50/120/200 Liter
Kit diserbo bilaterale con 2 EV – 50/120/200 litri
Herbicide both sides with 2 EV – 50/120/200 litres



Pendelhaube mit Herbiziddüse
Portagetto con supporto oscillante
Swing herbicide nozze holder



Herbizid beidseitig mit 4 EV– 50/120/200 Liter
Kit diserbo bilaterale con 4 EV– 50/120/200 litri
Herbicide both sides with 4 EV– 50/120/200 litres

HERBIZID

HERBIZID einseitig
KIT DISERBO laterale
HERBICIDE one side

- 50 Liter / litri / litres
- 120 Liter / litri / litres
- 200 Liter / litri / litres

HERBIZID beidseitig
KIT DISERBO bilaterale
HERBICIDE both sides

- 50 Liter / litri / litres
- 120 Liter / litri / litres
- 200 Liter / litri / litres

HERBIZID einseitig 1 EV
KIT DISERBO monolaterale con 1 elettrovalvola
HERBICIDE one side with 1 electric valve

- 50 Liter / litri / litres
- 120 Liter / litri / litres
- 200 Liter / litri / litres

HERBIZID beidseitig 2 EV
KIT DISERBO bilaterale a 2 elettrovalvole
HERBICIDE both sides with 2 electric valves

- 50 Liter / litri / litres
- 120 Liter / litri / litres
- 200 Liter / litri / litres

HERBIZID beidseitig 4 EV
KIT DISERBO bilaterale a 4 elettrovalvole
HERBICIDE both sides with 4 electric valves

- 50 Liter / litri / litres
- 120 Liter / litri / litres
- 200 Liter / litri / litres

ZUBEHÖR - ACCESSORI - ACCESSORIES

- Punktspritzung einseitig für Feintaster
  Dispositivo spruzzo locale monolaterale su tastatore
- Punktspritzung beidseitig für Feintaster
  Dispositivo spruzzo locale bilaterale su tastatore
- Parallelogrammhalterung für Herbizid
  Supporto a parallelogramma per kit diserbo
- Pendelhaube mit Herbiziddüse
  Portagetto con supporto oscillante

www.fmg.bz.it

Supportrahmen mit Front/Heckanbau, einseitig/beidseitig
Telaio per attacco frontale o posteriore, laterale/bilaterale
Support frame front or rear mounting,one side/both sides
(für / per / for SLF, SLF-M, SL, SLS, GL2 FIX)

GTM

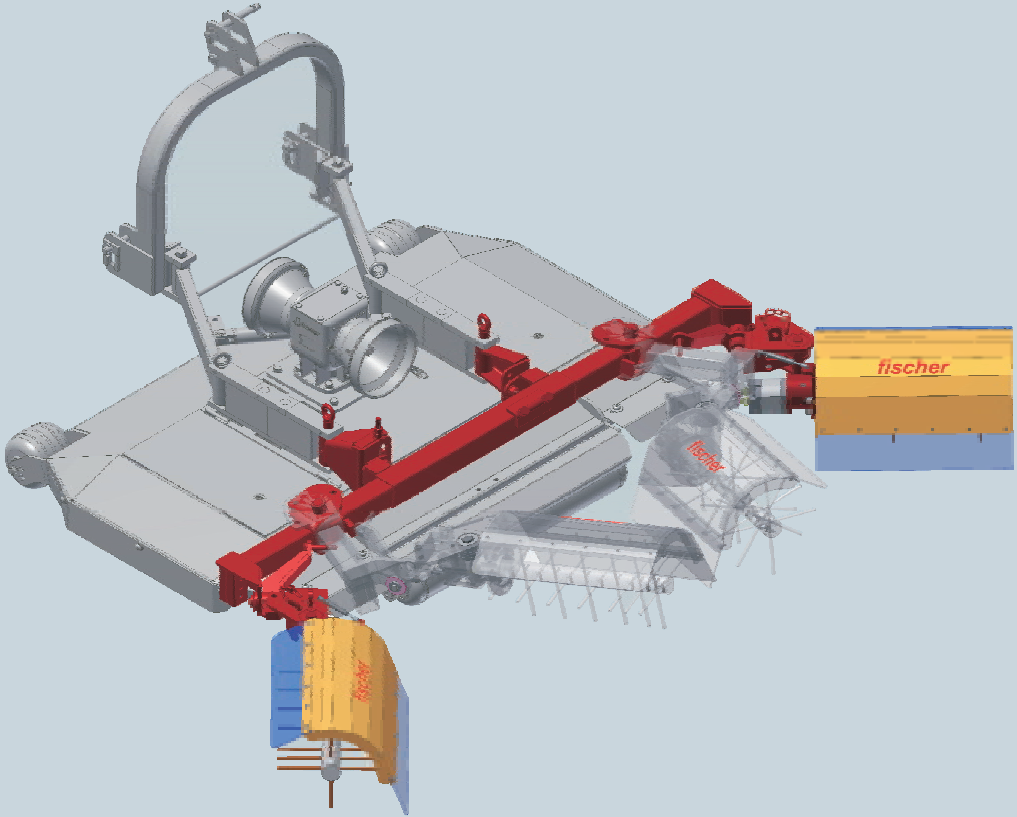

GTP

Geräteträger mit Front oder Heckanbau & Parallelogrammausladung
Telaio porta attrezzi con attacco frontale o posteriore & spostamento a parallelogramma
Eqipment rack with front or rear mounting & parallelogram side shift

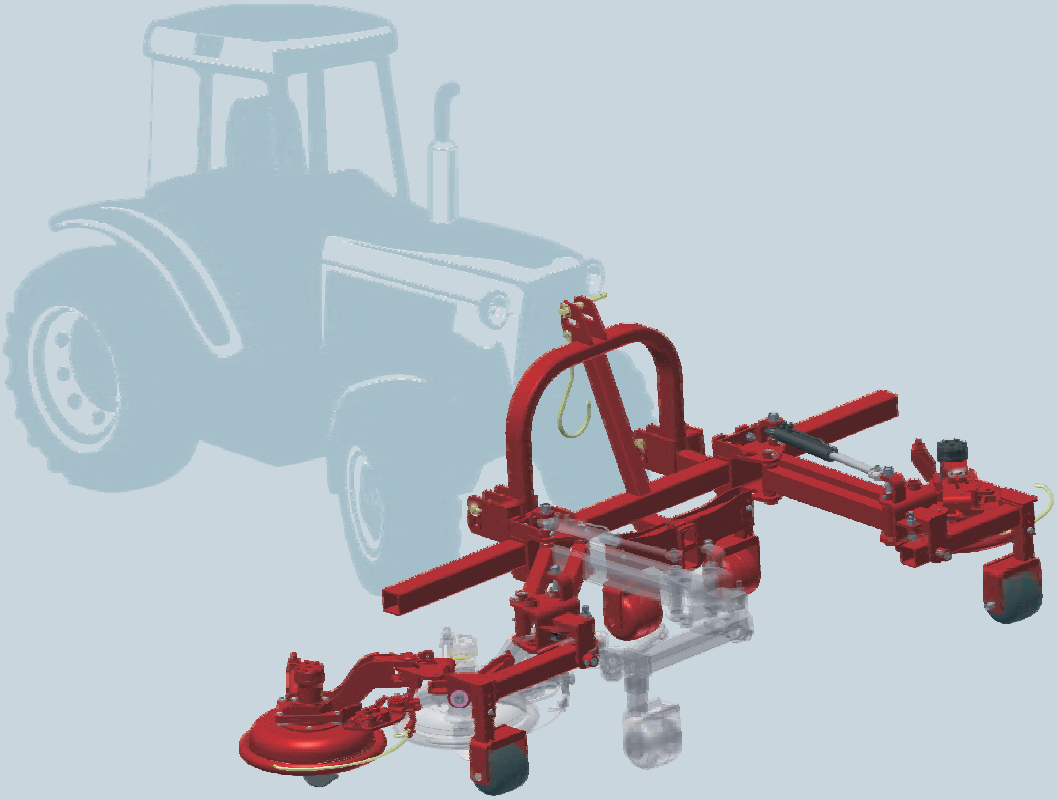

Universal-Geräteträger im Zwischenachsenbereich

Telaio porta attrezzi universale per applicazione interassiale

Universal equipment rack for interaxle application

GTZ-C



GTU

Überzeilengerät für Zwischenstockpflege
Telaio scavallante per lavorazione sottofila
Over-the-row frame for under vine care

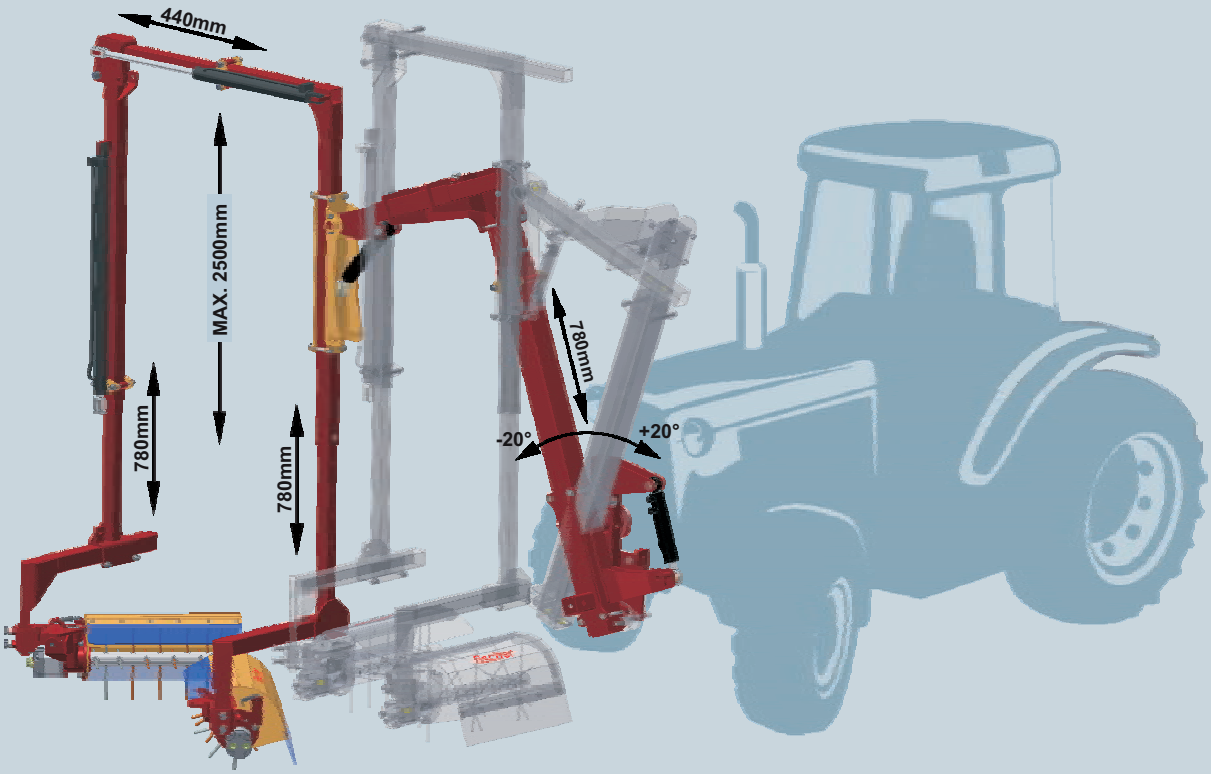

Arbeitsköpfe - Testate - Heads

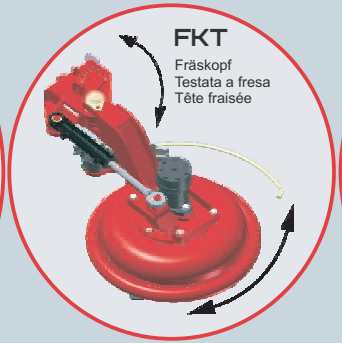

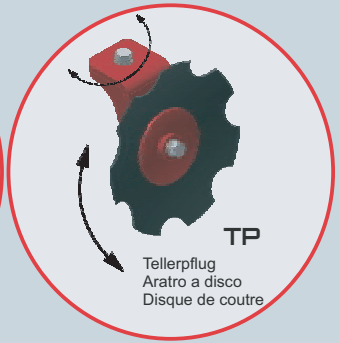





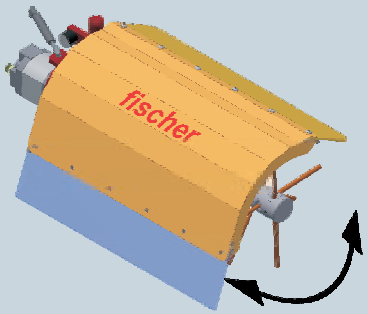

TWISTER

>> Biobürste mit Litzen D.8 mm

>> Bürstendurchmesser D.300 mm oder D.450 mm

>> Bürstenlänge 350 mm oder 550 mm (Arbeitsbreite 250 bzw. 350 mm)

>> Hyd. Zylinder für Bürstenneigung / Aushebung (Transportstellung)

>> Schutz wahlweise mit Gummilappen für schonenden Pflanzkontakt oder mit Ablenkrohr

>> Einseitig / Beidseitig

TWISTER

>> Spazzola biologica con fili D.8mm

>> Diametro spazzola D.300 mm o D.450 mm

>> Lunghezza spazzola 350 mm o 550 mm (larghezza taglio 250/350 mm)

>> Inclinazione idraulica della spazzola (pos. lavoro/trasporto)

>> Protezione spazzola con gomma (contatto pianta sensibile) o con tubo

>> Laterale / bilaterale

TWISTER

>> biological brush with belts d. 8 mm

>> diameter brush d.300 mm or d.450 mm

>> length brush 350 mm or 550 mm (working width 250 / 350 mm)

>> hyd. cylinder for brush inclination (transport position)

>> protection either with rubber flaps for a gentle plant contact or with protection tube

>> one side / both sides

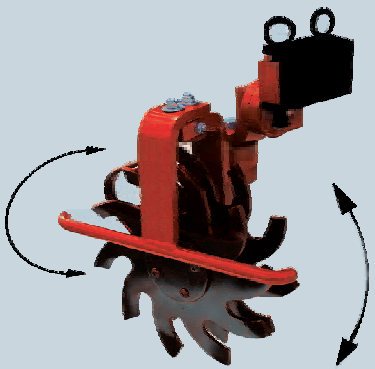

RH

>> Rollhacke zur Bodenbearbeitung mit 2 oder 3 Hacksternen

>> Schnittwinkel und Neigung mittels Zahnscheiben einstellbar

>> Abweisbügel zum bestmöglichen Schutz der Rebstöcke

>> Lässt sich durch die Vielzahl der Einstellmöglichkeiten optimal an Fahrgeschwindigkeit und Bodenbeschaffenheit anpassen

>> Einseitig / Beidseitig

RH

>> Coltivatore a stella per terreno con 2 o 3 dischi

>> Angolo di taglio e inclinazione regolabile tramite piastra dentata

>> Protezione contatto piante

>> Le varie possibitità di regolazione permettono un adattamento ottimale alla velocità di lavoro e al suolo da lavorare

>> Laterale / bilaterale

RH

>> star cultivator for tillage with 2 or 3 tilling stars

>> cutting angle and inclination adjustable by a lock washer

>> protection tube for the best possible protection of the vines

>> an optimal travel speed and adjustment to the different soil conditions is granted by the various settings

>> one side / both sides

TP

>> In der Neigung, wie im Winkel einstellbare Pflug - Zahnscheibe für die Bodenbearbeitung im Obst und Weinbau

>> Saubere Trennung zwischen Fahrgasse und biologisch bearbeitetem Unterstockbereich

>> ø 360 mm

>> Einseitig / Beidseitig

TP

>> Dischiera dentata da rincalzare

>> Angolo di taglio e inclinazione regolabile

>> Separazione netta tra interfilare e sottofila con trattamento biologico

>> ø 360 mm

>> Laterale / bilaterale

TP

>> plate plough for soil cultivation in orchards and vineyards with adjustable inclination and angle

>> need separation between the tramline and the biologically treated under-row

>> ø 360 mm

>> one side / both sides

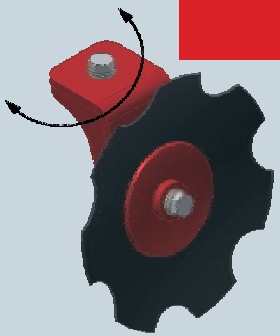

FKT

>> Hydraulisch angetriebene Bodenfräse mit Feintastautomatik und mechanisch oder hydraulisch verstellbarer Neigung

>> Fräskopfdurchmesser 400 mm

>> Neuer Fräskopf mit 4 separaten Fräsmessern

FKT

>> Testata a fresa idraulica con tastatore idraulico

>> Inclinazione testata idraulica o meccanica

>> ø 400 mm

>> Nuova testata con 4 lame indipendenti

FKT

>> hydraulic driven soil grinder with precision sensor and mechanically or hydraulically adjustable inclination

>> ø grinder head 400 mm

>> new grinder head with 4 separate milling blades



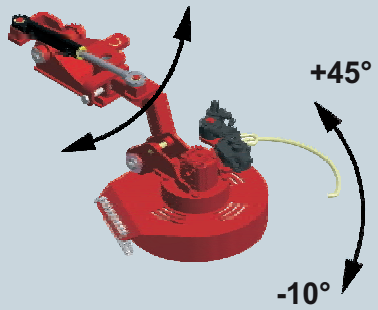

HDS-T

>> Hydraulisch angetriebene Schwenkscheibe mit Feintastautomatik

>> Verstellbare Neigung (hydraulisch oder mechanisch)

>> Ø 400 mm

>> Neuer Messerträger mit beweglichen Messern

>> Gelagertes Gleitteller

>> Geländeanpassung in der Neigung

>> Einseitig / Beidseitig

HDS-T

>> Disco interfilare idraulico con tastatore

>> Inclinazione regolabile (idraulico o meccanico)

>> Ø 400 mm

>> Supporto lame con lame indipendenti

>> Fondello con cuscinetto a sfera

>> Adattamento inclinazione-disco al terreno

>> Laterale / bilaterale

HDS-T

>> hydraulically driven swing arm with precision sensor

>> adjustable angle (hydraulically or mechanically)

>> Ø 400 mm

>> new blade bracket with mobile blades

>> pivoting skid plate

>> optimal terrain following on slopes

>> one side / both sides

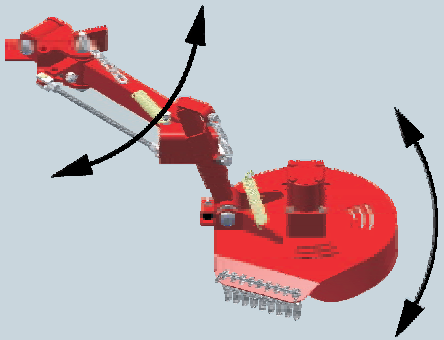

HD-LIGHT

>> Hydraulisch angetriebene Schwenkscheibe mit Federzug

>> Ø 400 mm

>> Neuer Messerträger mit beweglichen Messern

>> Gelagertes Gleitteller

>> Höhenanpassung

>> Geländeanpassung in der Neigung

>> Einseitig / Beidseitig

HD-LIGHT

>> Disco interfilare con caricamento braccio a molla

>> Ø 400 mm

>> Supporto lame con lame indipendenti

>> Fondello con cuscinetto a sfera

>> Adattamento altezza

>> Adattamento inclinazione-disco al terreno

>> Laterale / bilaterale

HD-LIGHT

>> hydraulically driven swing arm with spring balancer

>> Ø 400 mm

>> new blade bracket with mobile blades

>> pivoting skid plate

>> height adjustment

>> optimal terrain following on slopes

>> one side / both sides

RSW

>> Hydraulisch angetriebener Reisigschwader für Obst- und Weinbau

>> Neigung mechanisch oder hydraulisch einstellbar

>> Rotorposition mit Zahnscheibe horizontal einstellbar

>> Rotordurchmesser 800 mm

RSW

>> Andatore idraulico da vignetto e frutteto

>> Inclinazione regolabile idraulico o meccanico

>> Posizione orizzontale regolabile tramite piastra dentata

>> Ø 800 mm

RSW

>> hydraulic driven pruning sweeper for orchards and vineyards

>> mechanically or hydraulically adjustable inclination

>> horizontally adjustable rotor with lock washer

>> Ø 800 mm

Herbizid

>> 50 / 120 / 200 Liter

>> Einseitig / Beidseitig

>> Optional: Elektroventil

>> Optional: Pendelhaube (Federgelagerte Düsenhalterung)

>> Optional: Punktspritzung für Feintaster

KIT Diserbo

>> 50 / 120 / 200 litri

>> laterale / bilaterale

>> Optional: Elettrovalvola

>> Optional: Portagetto con supporto oscillante

>> Optional: Dispositivo spruzzo locale su tastatore

Herbicide

>> 50 / 120 / 200 litres

>> one side / both side

>> Optional: Electric valve

>> Optional: Swing herbicide nozze holder

>> Optional: Point-spraying for precision rod



Durch Erfahrung gut.

Proven by

L'esperienza che porta al successo.

experience.

Proven by experience.

Notes

www.fmg.bz.it

Fischer GmbH Einpersonengesellschaft
Fischer srl unipersonale
Bahnhofstraße 4 Via Stazione
I-39040 Tramin / Termeno (BZ) - Italy
Tel. +39 0471 860 211 - Fax +39 0471 860 800
info@fmg.bz.it

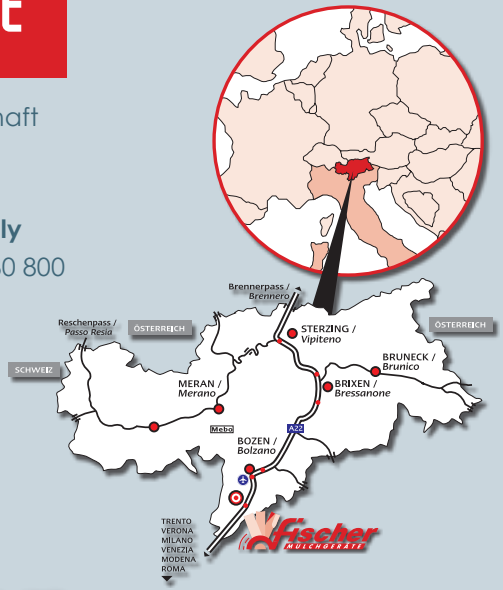

Fischer MULCHGERÄTE

Mulchgeräte - Tagliaerba - Tondeuses

www.obkircher.com | T 0471 614103